

SEBO *essential* G-SERIES

RELIABILITY IS STANDARD™



MADE IN GERMANY

DURABLE, VERSATILE AND POWERFUL

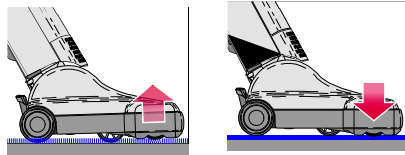
Professional users worldwide prefer SEBO, with good reason! Our success is due to our innovative products and our strong focus on quality. Modern technology, state-of-the-art design and consistent customer focus are found in all SEBO products. Try a SEBO *essential G* upright vacuum cleaner and you will be impressed by its outstanding cleaning power, first-class filtering system, and of course, ease of use.

The Entire Machine is User Friendly

The *essential G* has an ergonomic hand grip, convenient carrying handle and a 40-foot cable.



Manual Height Adjustment



Manual Height Adjustment

The *essential G* has the ability to monitor the resistance of the brush roller against the floor and signals the user to manually raise or lower the power head to the proper cleaning height. This guarantees optimal cleaning performance on all types of carpet and flooring and protects the floor from damage.



Thorough Cleaning at Your Finger Tips

The instant-use active wand and flexible hose have an 8-foot reach for effective cleaning.



Flat-to-the-Floor Profile

The 5.5-inch flat profile makes cleaning under furniture and beds easy and convenient.



On-Board Tools

Three on-board tools are included: The upholstery nozzle, dusting brush, and crevice tool.

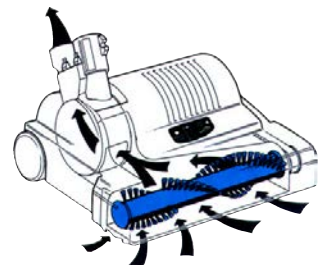


Changing the Filter Bag is Simple and Clean

When the three-layer filter bag is sealed, no dust can escape.

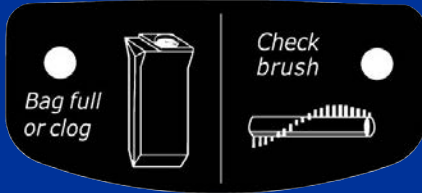
PERFECT FUNCTION:

Brush action, suction, and filtration. The brush removes the debris and moves it to the suction chamber. The strong airflow carries the debris to the three-layer bag.



The Electronic Control is the Brain of the *essential G*

It is equipped with warning systems and automatic shut-off capabilities that are designed to alert the user to machine problems such as clogs, full bag, and brush obstructions.



Automatic Shut-Off for Clogs

When the machine senses a clog, it will automatically shut down to protect the motor.

Brush Roller Obstructions are Easy to Remove

With no belts on the brush roller, objects are easy to pull out without having to remove the brush.



Easy Maintenance

The clog removal door is easy to access.



Easy Brush Care

Removal and maintenance of the brush roller requires no tools.



Maintains Suction

Air flows directly into the micro-filter through the sides of the bag bypassing collected dirt and maintaining suction.

Optional Attachments



Parquet Nozzle
For cleaning all hard surface floors.



Turbo Brush
For stairs and upholstery. Air-driven rotating brush for small or awkward areas.



Extension Hose
When connected to the machine hose, your reach extends to approximately 15-feet.



Extension Tube
Can be fitted to the active wand for extended reach to areas that are higher off the floor. It is perfect for reaching corners and ceiling fan blades.



Charcoal Filter
Combines S-class filtration with activated charcoal for odour control.



Radiator Brush
For cleaning narrow spaces. Attaches to the crevice nozzle.

SEBO *essential G*

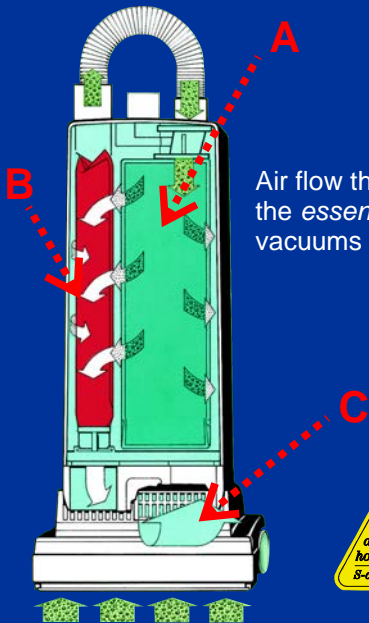
FILTRATION

The 3-Step Filtration System:

- A.) The three-layer, full-size filter bag collects the vast majority of the debris.
- B.) Any remaining particles are collected by the hospital-grade micro-filter.
- C.) The micro-exhaust filter cleans the exhaust air that the vacuum emits.

The S-class filtration system, as described above, results in 99.9% effectiveness to 0.3 microns*, making the *essential G* vacuums the perfect choice for those with allergies and asthma.

* Measurement SLG / Chemnitz SEBO uses only fibreglass-free filters.



Air flow through the *essential G* vacuums





12 in.

SEBO *essential G1*

Vacuum Motor Max:	1300 Watts
Air Flow (at Motor):	103.8 CFM
Water Lift (at Motor):	92.5 in. H₂O
Cord Length:	40 Feet
Filter Bag Volume:	1.4 gallons
Sound Level:	69 dB A
Body Weight:	16.9 lbs.
Working Width:	12 in.
Motor Protection:	Electric cut-out
Colours Available:	Dark Grey / Light Grey
Brush Speed:	3100 rpm
Brush Drive:	Toothed belt with electronic overload protection



15 in.

SEBO *essential G2*

Vacuum Motor Max:	1300 Watts
Air Flow (at Motor):	103.8 CFM
Water Lift (at Motor):	92.5 in. H₂O
Cord Length:	40 Feet
Filter Bag Volume:	1.4 gallons
Sound Level:	69 dB A
Body Weight:	17 lbs.
Working Width:	15 in.
Motor Protection:	Electric cut-out
Colours Available:	Dark Grey / Light Grey
Brush Speed:	3100 rpm
Brush Drive:	Toothed belt with electronic overload protection

SEBO *essential G*

WARRANTY

5 years non-wear parts,
5 years motor,
1 year labour



MADE IN GERMANY

www.sebocanada.ca

* Technical details may be subject to change

Your SEBO retailer