



NACECARE™
SOLUTIONS

Clarity in Cleaning



MORE THAN JUST A SMILING FACE



Vacuums..... 4

PPR 240 (Henry)	6	HD14 / HD 18	16
PPR 380 / PPR 390	7	HX14	17
PSP 180 (James)	8	WV 370	18
PSP 200 / PSP 380	9	CV 570 / WV 800	19
RSV 130 / RSV 200	10	WV 900 / WV 902	20
LATITUDE 130	12	WV 1800 / WV 1802P	21
LATITUDE 180 / 220	14	PPR 320H / NVQ 900H	22

Steamer/Sweeper/ Pressure Washers.....24

JS 1600C	24	K 1122TST	25
K2 + 2	25	K 1050 TS	25

Scrubbers.....26

TTV 678	26	TT 1120	35
TGB 2120 / TGB 2128	28	TGB 817	36
TGB 2228	30	Henry HGB 817 Scrubber	37
TGB 1620 / TGB 1620T	32	TGB 516	38
TGB 1120 / EGB 1120	34	TT 516	39

Floor Machines.....40

LL 316	40	NA 1520 / 1520 DC	41
NA 17 / NA 20 / NA 20 DS	41	NA 2020	41

Hard Floor / Carpet Combination.....42

DP 420	42	NACECARE Turbo Mop	44
--------	----	--------------------	----

Carpet Care.....46

GVE 370 (George)	47	TP 8X	52
AV 4X / TP 4X	47	TP 18SX	52
AV 18AX	48	Smart Kit	53
AV 18SX	49	Just for Carpet	53
AV 12QX	50	Just for Spots	53
AVB 9X	51	Just for Grease	53

Carts.....54

NPT 1606	54	MidMop	57
NC 3000	56	Charging Buckets	59
NC 4000	56	Accessories	60

NaceCare Vacuums

Advancing Vacuum Technology

NaceCare has significantly improved the industries' leading **Canister and Backpack** vacuums:

- By recovering 20% more soil
- By doubling motor life - your machines will now last twice as long
- By reducing noise levels
- By saving 40% per year in energy costs



Recovering 20% More Soil Means

- Cleaner buildings and higher cleaning standards
- Improved carpet appearance
- Better Indoor Air Quality (IAQ)
- Longer carpet life (asset preservation)



Reducing Energy Consumption by 40% Means

- A more sustainable approach to cleaning
- Reduced energy costs without sacrificing cleanliness or carpet appearance
- CRI approved and LEED-EB compliant





Reducing Noise Levels Means

- Better for the building occupants and less disruptive
- More areas can be daytime cleaned
- Canister vacuums are now 47 dB(A), battery vacuums are 45 db(A)
- Electric backpack vacuums are now 52 dB(A)



Increasing Motor Life to 2000+ Hours Means

- Longer machine life and less down time
- Lower cost of operation
- Our motor life is almost 4 X longer than an upright (upright motors are typically 500-800 hours)
- Our motor life is 2 X longer than most canisters and backpacks (canister & backpack motors are typically 700-1000 hours)
- Our motor life is in excess of 2000 hours
- Our motor warranty is 5 years*

*Behind every great vacuum....
is a great motor!*

PPR 240/HENRY

Dry Canister Vacuums

Quite simply the world's most recognized canister vacuum and the industry leader for good reason!

PPR 240 (Henry) and PPR 380 / 390 Key Features

- High performance 680 watt vacuum motor with 2,000+ hours of life - **over double the industry standard**
- Soil recovery is an industry leading 84% -prolonging your carpet's life
- Industry leading 5 year commercial motor warranty
- Noise levels of 47 dB(A) won't disrupt building occupants and are excellent for daytime cleaning
- 99.97% efficiency improves indoor air quality and reduces dust
- Consumes 43% less energy than competitors' 1200 watt units - **the most sustainable vacuums on the market**
- Equipped with a thermal overload for long-term motor protection and operator safety
- Rewind system conveniently stores the 33' power cord, preventing cord damage from improper wrapping
- Units feature a "quick change" cord system - simply unplug one and plug in another
- Stainless steel telescopic wand is standard and "Henry" features onboard tool storage
- The 380/390 have more capacity and are made from durable Structural Foam
- Meets or exceeds LEED-EBOM and CIMS-GB and are CRI approved



PPR 240 / HENRY



Wand docking and onboard tool storage



Quick change cord

MODEL

PPR 240

PPR 380 / 390

Motor	680 W, 1 stage, 2,000+ hours
Water Lift	100"
Airflow	120 cfm
Capacity	2.5 gal.
Filtration*	0.3 micron @ 99.97% efficiency
Soil Recovery	84%
Weight	15 lb
Power Cord	33'
Noise Level	47 dB(A)
Tank Construction	Polypropylene
Working Capacity	6,000 sq. ft. / hr.

Motor	680 W, 1 stage, 2,000+ hours
Water Lift	100"
Airflow	120 cfm
Capacity	4.5 gal. / 4 gal.
Filtration*	0.3 micron @ 99.97% efficiency
Soil Recovery	84%
Weight	18 lb / 19lb
Power Cord	33'
Noise Level	47 dB(A)
Tank Construction	Structural Foam
Working Capacity	6,000 sq. ft. / hr.

* Meets HEPA spec for non-hazardous recovery and exceeds LEED-EB spec

PPR 380 / 390



PPR 380



Cord rewind is standard



PPR 390



*2,000+ hour 680 watt
vacuum motor*



*Microtex Combination filter provides
0.3 micron @ 99.97% efficiency*

The telescopic handle allows for easy transport while the onboard storage for tools and cleaning supplies creates a compact mobile work station



NaceCare upright and canister vacuums meet the stringent certification requirements for the Carpet and Rug Institute (CRI).



QUIET Technology



TIME Saver



SOIL Removal



HEPA Filtration



ECO EnergySaver

PSP 180 James

PSP 180 James Professional Cleaning AND Great Value

Compact and very lightweight making it ideal for smaller places with low pile carpets and hard floors.

Key Features

- High performance 680 watt vacuum motor with 2,000+ hours of life - **over double the industry standard**
- Soil recovery is an industry leading 84% -prolonging your carpet's life
- Industry leading 5 year commercial motor warranty
- Noise levels of 47 dB(A) won't disrupt building occupants and are excellent for daytime cleaning
- 98.6% efficiency improves indoor air quality and reduces dust
- Consumes 43% less energy than competitors' 1200 watt units - **the most sustainable vacuums on the market**
- At only 13 pounds, it is easy to transport
- Rubber coated wheels allow James to easily follow you around without the chance of scuffing or scratching floors
- Equipped with a combination Carpet/Floor tool that easily transitions between surfaces
- Units feature a "quick change" cord system - simply unplug one and plug in another
- Durable polyethylene tank
- 12" cleaning path
- Tritex filter and disposable HEPA cloth bags for better air flow and filtration



PSP 180



Power cord storage -
no tangled mess



Convenient onboard
storage

MODEL

PSP 180 James

Motor

680 W, 1 stage, 2,000+ hours

Weight

13 lb

Water Lift

100"

Power Cord

33'

Airflow

120 cfm

Noise Level

47 dB(A)

Capacity

2 gal.

Tank Construction

Poly/Structural Foam

Filtration*

0.3 micron @ 98.6% efficiency

Working Capacity

6,000 sq. ft. / hr.

Soil Recovery

84%



PSP 200



PSP 380

PSP 200 / 380

Dry Canister Vacuums

Double the motor life, great filtration and “quick change” cords make the PSP series an outstanding value for commercial users.

Key Features

- High performance 680 watt vacuum motor with 2,000+ hours of life - **over double the industry standard**
- Soil recovery is an industry leading 84% -prolonging your carpet's life
- Industry leading 5 year commercial motor warranty
- Noise levels of 47 dB(A) won't disrupt building occupants and are excellent for daytime cleaning
- 99.97% efficiency improves indoor air quality and reduces dust
- Consumes 43% less energy than competitors' 1200 watt units - **the most sustainable vacuums on the market**
- Equipped with a thermal overload for long-term motor protection and operator safety
- The “Plug Cable” system allows anyone to change the power cord quickly and easily, reducing downtime
- Units meet or exceed LEED-EBOM and CIMS-GB and are CRI approved

MODEL

PSP 200 / 380

Motor	680 W, 1 stage, 2,000+ hours
Water Lift	100"
Airflow	120 cfm
Capacity	2.5 gal. / 4.5 gal.
Filtration*	0.3 micron @ 98.6% efficiency
Soil Recovery	84%

Weight	13 lb / 14 lb
Power Cord	33'
Noise Level	47 dB(A) / 52 dB(A)
Tank Construction	Poly/Structural Foam
Working Capacity	6,000 sq. ft. / hr.



NaceCare upright and canister vacuums meet the stringent certification requirements for the Carpet and Rug Institute (CRI).



QUIET Technology



TIME Saver



SOIL Removal



ECO EnergySaver

RSV 130 / 200

Backpack Vacuums Corded

With over 2,000 hours of motor life (double the industry standard) and a patented tank that never loses suction; these units are built to last.

RSV 130 and RSV 200 Key Features

- At only 10.8 pounds, the RSV 130 is among the lightest full-size backpacks on the market
- Larger capacity RSV 200 weighs in at only 12 pounds
- Adjustable back support and waist and shoulder straps are designed to minimize operator fatigue
- Patented tank design ensures suction is never lost regardless of how full the bag is
- High performance 680 watt vacuum motor with 2,000 + hours of life - **over double the industry standard**
- Industry leading 5 year commercial motor warranty
- Consume 43% less energy than competitors' 1200 watt units - **the most sustainable vacuums on the market**
- Soil recovery is an industry leading 84%, prolonging your carpet's life and improving IAQ
- Noise levels of 52 dB(A) won't disrupt building occupants and are excellent for daytime cleaning
- Power switch is conveniently located on a short cord that stores on the belt
- Specially designed floor tools support "back and forth" or "side to side" cleaning
- 99.97% efficiency improves indoor air quality and reduces dust
- Hose swivel fittings ensure tangle-free operation
- Both units come with thermal protection for operator safety
- Units meet or exceed LEED-EBOM and CIMS-GB and are CRI approved



RSV 130



RSV 200

MODEL

RSV 130 / 200

Motor / Life

680 W, 1 stage, 2,000+ hours

Water Lift

100"

Airflow

120 cfm

Capacity

1.5 gal. / 2.5 gal.

Filtration*

0.3 micron @ 99.97% efficiency

Soil Recovery

84%

Weight

10.8 lb / 12 lb

Power Cord

42'

Noise Level

52 dB(A)

Tank Construction

Polypropylene

Working Capacity

7,400 sq. ft. / hr.

* Meets HEPA spec for non-hazardous recovery and exceeds LEED-EB spec



NaceCare upright and canister vacuums meet the stringent certification requirements for the Carpet and Rug Institute (CRI).



QUIET Technology



TIME Saver



SOIL Removal



HEPA Filtration



*Easy access power switch
with belt storage pocket*



*Adjustable, comfortable
shoulder straps*



*Adjustable wide velcro
belt*



*Patented ribs prevent
suction loss*

LATITUDE™ I 30

Battery Powered LATITUDE™ Backpack Vacuums (Cordless) Now with 2 Speed Motor

Cordless operation improves productivity over 50% making it excellent for daytime cleaning and perfect for congested or occupied public areas.

Key Features

- At only 15lb, it is compact, comfortable and the lightest unit on the market
- **75 minute run time** with consistent power throughout the entire discharge
- Noise level of only **45 dB(A)** is excellent for daytime cleaning or cleaning occupied areas
- Adjustable back support and waist and shoulder straps are designed to minimize operator fatigue
- Cordless operation eliminates accidents, such as tripping, commonly associated with power cords
- 1.5 gallon tank provides plenty of capacity
- Superior soil recovery prolongs your carpets' life
- Motor life in excess of 2,800 hours and backed by an industry leading 5 year commercial warranty
- 36 V lithium ion battery charges in only 2.5 hours and is interchangeable with all NaceCare commercial battery vacuums
- Patented tank designed to ensure suction is never lost regardless of how full the bag is
- Power switch and battery status gauge are conveniently located on a short cord that stores on the belt
- 99.97% efficiency improves indoor air quality and reduces dust
- Specially designed floor tools support "back and forth" or "side to side" cleaning
- Stainless steel telescopic wand is standard



RBV I30



Lithium ion batteries

MODEL

RBV I30

Motor / Life

250 W, 1 stage, 2,800+ hours

Run Time

75 min. low / 55 min. high

Charge Time

2.5 hours

Water Lift

55"

Airflow

50 cfm

Filtration*

99.97% efficiency @ 0.3 micron

Capacity

1.5 gal.

Weight

15 lb

Noise Level

45 dB(A)

Working Capacity

15,000 sq. ft. / hr.

* Meets HEPA spec for non-hazardous recovery and exceeds LEED-EB spec



QUIET Technology



TIME Saver



SOIL Removal



HEPA Filtration



BATTERY Technology



*Battery indicator and
power switch*

LATITUDE™ 180 / 220

Battery Powered LATITUDE™ Canister Vacuums Now with 2 Speed Motor

Cordless operation improves productivity over 50%, making both units excellent for daytime cleaning and perfect for congested or occupied public areas.

NBV 180 and NBV 220 Key Features

- Noise levels of only **45 dB(A)**, make the NBV 180 and 220 excellent for daytime cleaning and occupied areas
- Eliminates accidents, such as tripping, commonly associated with power cords
- Superior soil recovery prolongs carpet life
- Motor lasts in excess of 2,800 hours and is backed by an industry leading 5 year commercial warranty
- **75 minute run time** with consistent power throughout the entire discharge
- The 36 volt **lithium ion** battery charges in only 2.5 hours and is interchangeable with all NaceCare commercial battery vacuums
- Power switch and battery status gauge are conveniently located on the front of the machine for easy reach and visibility
- 99.97% efficiency improves indoor air quality and reduces dust
- Weighing only 14 pounds, the NBV 180 is compact and lightweight, with on-board tool storage
- The NBV 220 has a structural foam tank for durability and built-in cart for easy transport of other cleaning supplies or a second battery
- Specially designed floor tool supports “back and forth” or “side to side” cleaning
- Stainless steel telescopic wand is standard



NBV 180



NBV 220



Lithium ion batteries

MODEL

NBV 180 / 220

Motor

250W, 1 stage, 2,800+ hours

Run Time

75 min. low / 55 min. high

Charge Time

2.5 hours

Water Lift

55"

Airflow

50 cfm

Capacity

2 gal. / 3 gal.

Filtration*

99.97% efficiency @ 0.3 micron

Weight

14 lb / 19.5 lb

Noise Level

45 dB(A)

Working Capacity

10,000 sq. ft. / hr.

* Meets HEPA spec for non-hazardous recovery and exceeds LEED-EB spec



QUIET Technology



TIME Saver



SOIL Removal



HEPA Filtration



BATTERY Technology



Convenient storage caddy



Swap batteries with a single touch



Power switch and battery indicator are located on the front of the unit



HD 14/18

Upright Vacuums

Quality. Performance. Durability.

Protecting your carpet investment requires a powerful and dependable vacuum.

HD 14 / HD 18 Key Features

- Units combine ergonomic design, effortless handling, quiet operation and superior soil removal
- Featuring onboard wand with 4:1 stretch hose for detail work
- Indicator light signals when the bag is full and machine won't run without a bag installed to protect motor
- Electronic brush shut-off mechanism detects anything lodged in the brush roll and automatically shuts down to protect the motor, belt, pulley and bearings
- 66 dB(A) reduces worker fatigue and disruption to building occupants
- Four-position brush height adjustment with indicator light
- Body lies flat to easily get under beds and furniture
- Patented piston system reduces handle weight, significantly reducing operator fatigue
- Quick-change brush strip
- Four-stage filtration standard with an optional available HEPA filter
- CRI and meets or exceeds LEED-EBOM and CIMS-GB



HD 14

MODEL	HD 14"	HD 18"
Vac Motor	1,000W	1,000W
Performance - Water Lift	118"	118"
Performance - Airflow	63 cfm	63 cfm
Brush Motor	200W	300W
Brush RPM	4,000 rpm	3,500 rpm
Capacity	1.6 gal.	1.6 gal.
Weight	16 lb	17 lb
Noise Level	66 dB(A)	66 dB(A)
Power Cord	50'	50'



HD 18

HX 14



HX Upright Vacuum Quality. Performance. Durability.

The HX14 upright vacuum was designed to be reliable, versatile and cost effective.

HX 14 Key Features

- Dual motor performance with single motor weight featuring a powerful 1000 watt vacuum motor
- Onboard pullout wand with a 4:1 stretch hose for detail work
- Brush roll turns at 4500 rpm for excellent soil recovery
- Flat belt designed to exceed 500 hours of use
- Removable base plate permits easy access to the brush roll and belt for "no tools required" quick changes
- Extremely light and easy to maneuver
- Body will lie flat on the floor to get underneath beds and furniture
- Four stage standard filtration improves indoor air quality
- Indicator bar signals when the bag is full and machine won't run without a bag installed



QUIET Technology



TIME Saver



SOIL Removal

MODEL

HX 14"

Vac Motor	1,000W
Performance - Water Lift	118"
Performance - Airflow	63 cfm
Brush Motor	150W
Brush RPM	4,500 rpm
Capacity	1.6 gal.
Weight	13 lb
Noise Level	68 dB(A)
Power Cord	50'



Simply pull the plate off to access the brush roll and belt - no tools required



Change the belt, clean the brush roll or access any clogs in a snap

WV 370

Wet/Dry Vacuums

Compact and easy to handle, all three units are constructed from Polyethylene (WV 370 & 800) or Structural Foam (CV 570) making them durable with nothing to rust.

WV 370 / CV 570 / WV 800 Key Features

- WV 370 and WV 800 have separate wet and dry filters, while the Combivac 570 (CV 570) features dual filtration that can be used wet and dry concurrently without changing filters
- Easy dumping as the WV 370 and CV 570 are equipped with convenient carrying handles, while the larger WV 800 has a drain hose
- All three units offer 0.5 micron filtration on dry soil
- Units incorporate our ball float wet shutoff assembly - the ball rotates continually, staying clean and free from debris while preventing water from reaching the motor
- All three are equipped with a 1200 watt bypass motor, providing excellent wet or dry recovery
- Complete with two-year motor warranties
- All three are compact, maneuverable and easy to use - an excellent choice where a full-size wet vacuum isn't required



WV 370

MODEL

WV 370

Motor / Life	1,200W, 1.6 Hp, 1,100 hours
Airflow	95 cfm
Water Lift	100"
Capacity	4 gal.
Standard Filtration	0.5 micron

Weight	19 lb
Power Cord	42'
Noise Level	61 dB(A)
Tank Construction	Polyethylene



QUIET Technology



TIME Saver




SOIL Removal

CV 570/WW 800



CV 570



*Wet filter assembly ensures
water never reaches the
motor*



WW 800



*Easy empty drain
hose*

MODEL

CV 570/WW 800

Motor / Life

1,200W, 1.6 Hp, 1,100 hours

Airflow

95 cfm

Water Lift

100"

Capacity

6 gal. / 11 gal.

Standard Filtration

0.5 micron

Weight

34 lb / 30 lb

Power Cord

42'

Noise Level

64 dB(A)

Tank Construction

Structural Foam / Polyethylene



QUIET Technology



TIME Saver



SOIL Removal

WV 900/902

Wet/Dry Vacuums WV 900 | WVD 902 Key Features

- Structural foam construction is rustproof, durable and backed by a 10 year warranty
- The WV 900 features one 1200 watt vacuum motor, while the WVD 902 has two 800 watt motors for when more power is needed
- Both units feature a dump hose along with a unique tip and pour system for emptying the tank when a floor drain isn't available
- The wet shutoff assembly features a continuously rotating ball, staying clean and free from debris while protecting the motor
- Prolong motor life by adding a 13" floor pad to the top of the wet float creating a barrier that prevents foam or stripper from reaching the motor
- For wide-area cleaning and improved productivity (up to 10,000 sq. ft/hr), a 29" front-mounted squeegee can be fitted



A vapor barrier can be added to eliminate moisture completely



The unique tip and pour system allows the tank to be emptied even in the absence of a floor drain



WV 900 / WVD 902



WV 900 / WVD 902

Shown with optional 29" front mount squeegee

MODEL

WV 900 / WVD 902

Motor / Life	1,200W, 1.6 Hp / 2-800W, 1 Hp, 1,100 hours
Water Lift	100" / 90"
Airflow	95 cfm / 160 cfm
Capacity	12 gal.

Power Cord	42'
Weight	44 lb / 49 lb
Noise Level	64 dB(A) / 67 dB(A)
Tank Construction	Structural Foam



QUIET Technology



TIME Saver



SOIL Removal

WV I 800/I 802P

WV I 800 Wet Vacuums (DH models) and Continuous Pumper Vacuums (P models)

- The DH models have a large diameter dump hose for fast draining, while the P models incorporate a sump pump enabling continuous pumping of fluid without interrupting the vacuuming process
- The WV I 800 series features one 1200 watt vacuum motor while the WVD series feature two 800 watt motors for when more power is needed
- Manufactured from structural foam backed by 10-year warranties
- The wet shutoff assembly features a ball that rotates continually, staying clean and free from debris while protecting the motor
- Prolong motor life by adding a 13" floor pad to the top of the wet float creating a barrier that prevents foam or stripper from reaching the motor

WV I 800P / WVD I 802P Continuous Pumper Key Features

- Continuously recovers and pumps liquid at a rate of 60 gallons per minute on a flat surface
- Able to pump liquid at a rate of 7 gallons per minute up 22 feet in the air
- Ideal for floods, water pipe ruptures, drain back-ups, and industrial spills
- Submersible pump is made of durable, stainless steel for heat and chemical resistance
- Stainless steel shaft and triple seal system with thermal protection to prevent overheating



Continuous pumper unit

I 800 SERIES



QUIET Technology



TIME Saver

MODEL

MODEL	WV I 800DH	WVD I 802DH	WV I 800P	WVD I 802P
Motor	1,200W, 1.6 Hp	2-800W, 1 Hp	1,200W, 1.6 Hp	2-800W, 1 Hp
Motor Life	1,100 hours	1,100 hours	1,100 hours	1,100 hours
Water Lift	100"	90"	100"	90"
Airflow	95 cfm	160 cfm	95 cfm	160 cfm
Capacity - Wet	20 gal.	20 gal.	20 gal.	20 gal.
Power Cord	42'	42'	42'	42'
Weight	81 lb	86 lb	85 lb	90 lb
Tank Construction	Structural Foam	Structural Foam	Structural Foam	Structural Foam
Head	Structural Foam	Structural Foam	Structural Foam	Structural Foam
Pump Power			500W	500W
Output			60 gpm	60 gpm
Type			Centrifugal	Centrifugal

PPR 320H / NVQ 900H

HEPA Vacuums Critical Filtration

The NaceCare Series of Critical Filtration (HEPA) vacuums are European certified guaranteeing minimum filtration levels of 99.97% @ 0.3 microns.

The PPR 320H offers a quick-change cord that doesn't require tools while the cord rewind system protects it. An outstanding choice for health-care facilities; including hospitals, long-term care facilities and nursing homes. It has all the filtration capabilities of the NVQ 900 H in a quiet, compact unit and a fraction of the cost.

PPR 320H and NVQ 900H Key Features

- Serialized HEPA filter provides a minimum 99.97% filtration @ 0.3 microns
- Every machine is sodium flame tested after assembly to ensure it meets or exceeds the European #3928 hazardous vacuum standard
- PPR 320H has a high performance 680 watt vacuum motor with 2,000+ hours of life - **over double the industry standard**
- Industry leading 5 year commercial motor warranty
- The structural foam NVQ 900H is extremely impact-resistant featuring a 10-year tank warranty
- Under the EPA's Lead Safe Certified Contractor program, HEPA vacuums are a requirement for many industries today including contractors performing renovation, repair and painting projects in homes, child care facilities, and schools built before 1978
- Our HEPA vacuums meet or exceed the EPA's requirements for such work along with other hazardous substance removal such as asbestos
- Noise levels of 47 and 64 dB(A) won't disrupt building occupants and are excellent for daytime cleaning
- For operator safety both units are fitted with thermal protection
- Both meet or exceed LEED-EBOM and CIMS-GB and are CRI approved



PPR 320H



NVQ 900H

MODEL

PPR 320H / NVQ 900H

Motor / Life

680W, 1 stage, 2,000+ hours
1,200W, 1,6Hp, 2 stage, 1,100 hours

Weight

16 lb / 44 lb

Water Lift

100"

Power Cord

33' / 42'

Airflow

120 / 114 cfm

Noise Level

47 dB(A) / 64 dB(A)

Capacity

2.5 gal. / 12 gal.

Tank Construction

Polyethylene

Filtration

0.3 micron @ 99.97% efficiency

Hazardous Dust Certified



NaceCare upright and canister vacuums meet the stringent certification requirements for the Carpet and Rug Institute (CRI).



QUIET Technology



TIME Saver



SOIL Removal



HEPA Filtration



ECO EnergySaver

FILTRATION / PERFORMANCE

		HD14/18	HX14	NBV180 / 220	RBV130	PSP200	PSP380	NVH380	PPR240	PPR380	PPR390	RSV130	RSV200	PPR 320H	NVQ900H
LEED-EB compliant	98.6% efficient at 0.5 microns with a noise level of less than 70 dB(A)	•	•	•	•	•	•	•	•	•	•	•	•	•	•
HEPA for non-hazardous	Safe for non-hazardous material pick-up. Improves IAQ by filtering 99.97% of particulates at 0.3 microns			•	•				•	•	•	•	•		
Certified HEPA filtration for hazardous use	<ul style="list-style-type: none"> Every unit is tested and certified Sealed filter chamber Meets European standard 3928 for hazardous material recovery 													•	•
Uses recyclable or re-usable packaging	All packaging can be recycled or re-used	•	•	•	•	•	•	•	•	•	•	•	•	•	•
Reduced power consumption	Uses 40% less power					•	•	•	•	•	•	•	•	•	
CRI Approved	This program tests for proper soil removal, filtration and carpet texture retention	•	•			•	•	•	•	•	•	•	•	•	•
Motor Life	2,000+ hours			•	•	•	•	•	•	•	•	•	•	•	
Soil Recovery	84%					•	•	•	•	•	•	•	•	•	

WARRANTY*

We give you piece of mind by offering industry leading warranty coverage on all of our products. If a breakdown occurs due to manufacturer's defect, simply take the product to your authorized dealer for repair and we take care of the rest.

UPRIGHT	CANISTER	BACKPACK	BATTERY	WET / DRY
Body: 1 Year	Tank: 10 Years	Tank: 10 Years	Tank: 10 Years	Tank: 10 Years
Motor: 2 Years	Motor: 5 Years	Motor: 5 Years	Motor: 5 Years	Motor: 2 Years
Parts: 1 Year	Parts: 2 Years	Parts: 2 Years	Parts: 2 Years	Parts: 2 Years
Labor: 1 Year	Labor: 2 Years	Labor: 2 Years	Labor: 2 Years	Labor: 2 Years

* Please see the NaceCare Solutions full warranty document for complete details and exclusions

JS I600C

Commercial Power Steamer

The power of steam attacks grease, grime, hard water deposits and mold. It leaves surfaces clean and sanitized without the use of chemicals. Operator safety is assured by the 12V waterproof switches and controls, a pressure switch, a high-limit thermal shutoff and an LED display informing the operator when the water level is low. The Energy saving safety system also automatically shuts off the machine if it's idle for 60 minutes.

Key Features

- The tank can be filled while the unit is running, allowing for continuous use
- Excellent on grouted floors, showers, kitchens and any area where detail cleaning is a challenge
- Very effective in all food preparation and processing areas, including stainless steel range hoods in kitchens
- Ideal for hotel rooms - spot draperies, bedspreads and carpets, and even kill bed bugs and their eggs on mattresses
- Clean floors with the optional "steam mop" and 33' hose
- The continuous flow system provides the necessary steam to remove dirt and built-up soil while leaving your floors and surfaces virtually dry



Jet Steam I600C



Shown with optional cart



Optional steam mop



TIME Saver



SOIL Removal



KILLS Bed Bug

MODEL

JET STEAM I600C

Boiler Size	0.3 gal.
Boiler Capacity	1 gal.
Water Reservoir	1 gal.
Heating Power	1,500W
Steam Pressure	115 psi

Steam Temperature	338° F
Power Cord	8'
Weight	12 lb
Total Power	1,500W, 120V

SWEEPER / WASHERS



K2+2 Sweeper

K 2+2 Push Sweeper

Dual counter-rotating brushes for maximum pick-up and performance

Features

- Twin side brooms allow for effective curb pick-up in both directions
- The side brooms can be set in storage position if not required leaving only the main brooms active
- Twin counter-rotating main brushes provide excellent soil recovery indoors or out
- Easily removable waste bin
- Fold down handle provides easy & compact storage
- Manufactured from durable high-impact polyethylene



K1122 TST



K1050 TS

K1122 TST / K1050 TS

- Pressure washers designed for commercial (K1050 TS) or industrial use (K1122 TST)
- Both models have pumps manufactured from forged brass with hardened stainless steel pistons
- The Total Stop/Start feature stops the pump from running when the units are not in use (spraying) and automatically starts the pump with a pull of the trigger
- The Vario Nozzle adjusts the spray from a fan to a pencil jet for a wide variety of cleaning needs
- The Dirt Killer Nozzle rotates a pencil jet spray on an axis creating a radius with tremendous cleaning ability
- Quick Release stainless steel fittings ensure secure connections between the gun and the lance and unit has onboard storage for both
- A 50' hose and increased gallons per minute, make the K1122 TST perfect for industrial applications

MODEL

K 2 + 2

Cleaning Width

32"

Capacity

11 gal.

Weight

35 lb

MODEL

K1122TST / K1050 TS

Pump

Brass, Triplex Piston

Pressure

1,400 psi / 1,800 psi

Motor

1.5 Hp, 13 amps / 2.2 Hp, 14 amps

Volume

2.1 gpm / 1.8 gpm

Max. Temperature

140° F

Power Cord

23'

Weight

70 lb / 45 lb

Pressure Hose

50' / 25'

Includes

Gun w/ Lance, Vario Nozzle, Dirt Killer Nozzle

TTV 678

Vario Automatic Scrubbers TTV 678 Ride-on Scrubber

With three adjustable scrubbing widths (26", 30" and 34") and onboard storage for two squeegees (30" and 40"), simply pull a pin and the brush deck automatically adjusts in or out to the right width for the job.

Key Features

- Fits through almost any door to handle jobs large or small
- Three sizes in one machine
- Fully adjustable flow rate from 0.25 gpm to 1 gpm
- 4 hours of run time powered by 6 maintenance-free gel batteries
- Easy change patented pop-on/pop-off brushes and pad drivers
- LED control panel provides continuous chemical, water flow, brush pressure and battery status
- Adjustable brush pressure and speed
- Prolonged battery life with low-voltage shutoff
- Proper chemical use with onboard dispensing system, allowing for 32:1, 64:1, 96:1 and 128:1 dilutions
- Tear-away squeegee with quick-release blades for easy cleaning
- Optional off aisle kit that can be stored on the machine



TTV 678

Gel Batteries:

- Safest, most dependable batteries on the market
- Longest-life batteries on the market
- Emit 1/40 of the hydrogen gas of wet lead acid batteries
- Spill-proof and can be charged anywhere


MODEL

TTV 678

Cleaning Path	26", 30", 34"
Pad or Brush Size	3" x 12"
Solution/Recovery Tank	32 gal.
Chemical Capacity	1 gal.
Chemical Mixture Rates	32:1, 64:1, 96:1, 128:1
Water Flow Rate	0.25, 0.5, 0.8, 1.0 gpm
Brush Pressure	160 lb max
Brush Speed	125–200 rpm
Brush Motor	3 x 24V, 400W
Traction Motor	600W

Maximum Gradient	11°
Working Speed	0.3–4.3 mph
Vacuum Motor Power	24V, 400W
Noise Level dB(A)	69 dB(A)
Working Capacity (sq. ft./hr.)	40,200 - 52,500
Run Time	4 hours
Batteries (Gel)	6 x 12V, 100 Ahr.
Weight (Including Batteries)	1,100 lb
Dimensions (LxWxH)	66" x 26" x 56"

One Size Fits All



*6 x 100 ah gel standard
batteries provide a run
time of 4 hours*



PRODUCTIVITY CHART / IN SQ. FT./HR.

TTV 678	26"	30"	34"
Working Capacity (sq. ft./hr.)	40,200	46,000	52,500

TGB 2120 & TGB 2128

Compact and effective

The TGB 2120 and 2128 provide the maneuverability of a walk-behind with the productivity of a ride-on.

Features

- 21 gallon tanks mean fewer refills & higher productivity compared to similar models
- 2.5 hours of run-time with the TGB 2120 & 3.5 hours for the TGB 2128 on a single charge
- Cleans up to 30,000 / 43,300 sq. ft./hr.
- Compact design allows it to be stored in the same closet as a walk-behind
- Quiet at only 65 dB(A)
- 20" and 28" cleaning paths with 52 and 70 lb of pad pressure
- Stainless steel chassis
- Rear wheel drive system for ramp climbing ability up to 11 percent
- Will accept optional off aisle kit
- Both units feature automatic pad loading system



TGB 2120

Gel Batteries:

- Safest, most dependable batteries on the market
- Longest-life batteries on the market
- Emit 1/40 of the hydrogen gas of wet lead acid batteries
- Spill-proof and can be charged anywhere

MODEL

TGB 2120 / TGB 2128

Cleaning Path	20" / 28"	Working Speed	0.3–3.7 mph
Pad or Brush Size	20" / 2 x 14"	Vacuum Motor Power	24V, 400W
Solution/Recovery Tank	21 gal.	Noise Level	65 dB(A)
Brush Pressure	52 lb / 70 lb max	Working Capacity (sq. ft./hr.)	30,000 / 43,300
Brush Motor	1 x 24V, 600W	Run Time	2.5 hours / 3.5 hours
Brush Speed	150 rpm	Batteries (Gel)	2 x 12V 100 Ahr, 2 x 12V 120 Ahr.
Traction Motor	400W	Weight (With Batteries)	441 lb / 484 lb
Maximum Gradient	11% (6 Degrees)	Dimensions (LxWxH)	57" x 22" x 47" / 57" x 30" x 47"



TGB 2128



Gel batteries are standard



Stainless steel chassis



Intuitive control panel



The TGB 2128 has dual brushes



QUIET Technology



TIME Saver



BATTERY Technology

TGB 2228

TGB 2228 Traction Drive Scrubbers

The TGB 2228 provides a 28" cleaning path for increased productivity.

Key Features

- 22 gallon tank provide the capacity for large jobs & the adjustable brush pressure provides the muscle for the toughest jobs
- Traction drive motor reaches speeds up to 4.3 mph for increased productivity
- Over 3.5 hours of run time powered by maintenance- free gel batteries
- Prolonged battery life with low-voltage shutoff
- Fully adjustable flow rate ensures the correct amount of water is used
- The control panel continuously provides the operator with the hours used meter and battery status
- Tear-away squeegees with quick-release Serilor blades for easy cleaning
- Will accept optional off aisle kit

Gel Batteries:

- Safest, most dependable batteries on the market
- Longest-life batteries on the market
- Emit 1/40 of the hydrogen gas of wet lead acid batteries
- Spill-proof and can be charged anywhere



TGB 2228

MODEL

TGB 2228

Cleaning Path

28"

Pad or Brush Size

2 x 14"

Solution/Recovery Tank

22.5 gal

Brush Pressure

110 lb max

Brush Speed

150 rpm

Brush Motor

1 x 24V, 600W

Traction Motor

600W

Maximum Gradient

11°

Working Speed

0.3–4.3 mph

Vacuum Motor Power

24V, 600W

Noise Level dB(A)

68 dB(A)

Working Capacity (sq. ft./hr.)

31,000

Run Time

3.5 hours

Batteries (Gel)

4 x 100 Ahr.

Weight (including batteries)

580 lb

Dimensions (LxWxH)

56" x 24" x 45"

Easy to use control panel makes for simple operation of the machine



Easy access to battery compartment



The TGB 2228 has dual 14" brushes



TGB I 620 & TGB I 620T

Twintec Battery Scrubbers TGB 1620 Pad Assist and 1620T Traction Drive Scrubbers

The TGB 1620 and 1620T (traction drive) are large-capacity 20" scrubbers built for the most demanding user.

Key Features

- 16 gallon solution and recovery tank
- 250 watt traction drive motor moves the 1620T at speeds up to 4.3 mph
- Fully adjustable flow rate
- Over 3.5 hours of run time powered by 2 maintenance-free gel batteries
- Prolonged battery life with low-voltage shutoff
- Hour meter and battery level indicator
- Tear-away squeegee with quick-release blades for easy cleaning
- Convenient, anywhere charging with the onboard charger

Gel Batteries:

- Safest, most dependable batteries on the market
- Longest-life batteries on the market
- Emit 1/40 of the hydrogen gas of wet lead acid batteries
- Spill-proof and can be charged anywhere



TGB I 620

MODEL

TGB I 620/I 620T

Cleaning Path	20"
Pad or Brush Size	20"
Solution/Recovery Tank	16 gal.
Water Flow Rates	.25–1 gpm
Brush Pressure	90 lb max
Brush Speed	150 rpm
Brush Motor	24V, 400W
Traction Motor (T)	24V, 250W
Max Gradient (T)	11°

Working Speed (T)	0.3–4.3 mph
Vacuum Motor Power	24V, 400W
Noise Level dB(A)	65 dB(A)
Working Capacity (sq. ft./hr.)	22,000
Run Time	3–3.5 hours
Batteries (Gel)	2 x 100 Ahr.
Weight (Including Batteries)	393 lb / 424 lb
Dimensions (LxWxH)	57" x 22" x 43"



Quick-fill hose allows you to fill the unit from a tap instead of using buckets



TGB 1620T control panel provides an hour meter, emergency stop and monitors the battery status



Easy to view solution level



Squeegee blades can be changed without tools simply by pulling out the pins

TGB 1620T

TGB 1120 & EGB 1120

Twintec Battery Scrubbers TGB 1120 / EGB 1120 Pad Assist Walk Behind Scrubber

With 11 gallon solution and recovery tanks, the TGB 1120 and EGB 1120 are compact, easy to transport and so easy to use anyone can operate them. Both units clean up to 22,000 sq.ft./hr.

Key Features

- 11 gallon solution and recovery tank
- Both units run for 3-3.5 hours but the TGB 1120 has an onboard charger and is powered by 2 maintenance-free gel batteries while the EGB 1120 has an external charger and 2 wet lead acid batteries (not included)
- They both feature a patented flip-up head making pad or brush changes a breeze
- Fully adjustable flow rate
- Adjustable handle provides proper ergonomics for any operator
- Prolonged battery life with low-voltage shutoff
- Hour meter and battery level indicator
- Tear-away squeegee with quick-release blades for easy cleaning

Gel Batteries:

- Safest, most dependable batteries on the market
- Longest-life batteries on the market
- Emit 1/40 of the hydrogen gas of wet lead acid batteries
- Spill-proof and can be charged anywhere



Maintenance-free, gel batteries are standard



Onboard battery charger

MODEL

TGB 1120 / EGB 1120

Cleaning Path

20"

Pad or Brush Size

20"

Solution/Recovery Tank

11 gal.

Brush Pressure

75 lb

Brush Speed

150 rpm

Brush Motor

24V, 300W

Vacuum Motor Power

24V, 400W

Noise Level dB(A)

67 dB(A)

Working Capacity (sq. ft./hr.)

22,000

Run Time

3-3.5 hours

Batteries (TGB 1120)

2 x 12V, 100 Ahr. (Gel)

Batteries (EGB 1120)

2 x 12V (not included)

Weight (With Batteries)

282 lb

Dimensions (LxWxH)

37" x 22" x 43"

TT 1120



Control panel provides an hour meter and monitors the battery status



TT 1120

Twintec Electric Pad Assist Walk Behind Scrubbers

Compact, easy to use and breaks into component pieces for easy transport between locations. Truly an economical and cost-effective replacement for the bucket and mop!

Key Features

- Sufficient pad pressure for both scrubbing and stripping
- Excellent water recovery provided by the semi-parabolic squeegee that pivots on turns & is removable for cleaning
- Patented flip-up head makes changing brushes or pads a breeze
- Easy manual transport up and down stairs or between jobs as the unit can be disassembled into sections
- Fully adjustable handle ensures operator comfort and ergonomics
- Brush deck is durable and carries a 1 year warranty
- 65' power cord for increased productivity & ease of use



Patented flip-up head for easy pad changes

MODEL

TT 1120

Cleaning Path	20"
Pad or Brush Size	20"
Solution/Recovery Tank	11 gal.
Brush Pressure	105 lb
Brush Speed	180 rpm
Brush Motor	1,000W
Vacuum Motor Power	1,200W

Noise Level dB(A)	67 dB(A)
Power Cord	65'
Working Capacity (sq. ft./hr.)	22,000
Weight	238 lb
Dimensions (LxWxH)	37" x 22" x 43"

TGB 817

Twintec Battery Scrubbers TGB 817 Pad Assist Walk Behind Scrubber

With 8 gallon solution and recovery tanks, the TGB 817 is extremely compact, simple to use and easy to transport.

Key Features

- Fully adjustable handle provides proper ergonomics for any operator
- Semi-parabolic tear-away squeegee pivots from side to side providing excellent water recovery on turns
- The onboard charger allows it to be charged anywhere
- 2 x 70 Ahr. gel batteries provide 2-2.5 hours of run time
- Low-voltage shutoff prolongs battery life
- Patented flip-up head makes pad or brush changing a breeze
- Structural foam brush deck and frame carry a 10 year warranty
- Hour meter and battery level indicator
- Quick-release Serilor squeegee blades for easy cleaning

Gel Batteries:

- Safest, most dependable batteries on the market
- Longest-life batteries on the market
- Emit 1/40 of the hydrogen gas of wet lead acid batteries
- Spill-proof and can be charged anywhere



TGB 817

MODEL

TGB 817

Cleaning Path

17"

Pad or Brush Size

17"

Solution/Recovery Tank

8 gal.

Brush Pressure

64 lb

Brush Speed

150 rpm

Brush Motor

24V, 400W

Vacuum Motor Power

24V, 400W

Noise Level dB(A)

67 dB(A)

Working Capacity (sq. ft./hr.)

18,700

Run Time

2-2.5 hours

Batteries (Gel)

2 x 12V 70 Ahr.

Weight (With Batteries)

198 lb

Dimensions (LxWxH)

35" x 19" x 43"

Henry HGB 817 Scrubber

Twintec Battery Scrubbers

HGB 817

Pad Assist Walk Behind Scrubber



HGB 817

Key Features

- Compact & easy to transport
- Safe, dependable, gel batteries
- Fully adjustable handle for operator comfort
- Run time of 2-2.5 hr.
- 8 gallon tank
- 17" scrub width
- Easy to use controls
- Flip-up head makes pad or brush changing a breeze
- Perfect for schools, hospitals and daytime cleaning

Serious Cleaning ... with a smile

MODEL

HGB 817

Cleaning Path

17"

Pad or Brush Size

17"

Solution/Recovery Tank

8 gal.

Brush Pressure

64 lb

Brush Speed

150 rpm

Brush Motor

24V, 400W

Vacuum Motor Power

24V, 400W

Noise Level dB(A)

67 dB(A)

Working Capacity (sq. ft./hr.)

18,700

Run Time

2-2.5 hours

Batteries (Gel)

2 x 12V 70 Ahr.

Weight (With Batteries)

198 lb

Dimensions (LxWxH)

35" x 19" x 43"

TGB 516 / TT516

Twintec Battery Compact Scrubbers TGB 516 Pad Assist Scrubber

With 45–60 minutes of run time, an interchangeable battery pack and 5 gallon solution capacity; the TGB 516 is the professional choice in compact auto-scrubbers. Perfect for all those tight areas that other auto-scrubbers can't clean. A complete rethinking & replacement for the old mop and bucket system.

Key Features

- Powered by an environmentally preferred gel battery that charges in < 5 hours
- Excellent water recovery with pivoting squeegee & 300 watt/0.4 hp vacuum motor
- Easy draining from the recovery tank- no need for lifting
- Fits into the trunk of a car
- The total machine weight to lift is only 85 lb
- Control panel with hour meter and battery status in one convenient place

Gel Batteries:

- Safest, most dependable batteries on the market
- Longest-life batteries on the market
- Emit 1/40 of the hydrogen gas of wet lead acid batteries
- Spill-proof and can be charged anywhere



Environmentally preferred gel battery (30 lb) easily removed for transport



Easy to use control panel makes for simple operation of the machine



TGB 516

Forward tilting handle for easy storage



MODEL

TGB 516 / TT 516

Cleaning Path
Pad or Brush Size
Solution/Recovery Tank
Brush Pressure
Brush Speed
Brush Motor
Vacuum Motor Power

16"
14" / 16"
5 gal.
55 lb
200 rpm / 150 rpm
400W
300W / 400W

Noise Level dB(A)
Working Capacity (sq. ft./hr.)
Run Time
Batteries (Gel)
Power Cord
Weight (*With Batteries)
Dimensions (LxWxH)

67 dB(A)
17,600
45–60 min. / NA
1 x 24V, 18 Ahr.
65 ft.
*115 lb/ 85 lb
18" x 18" x 33.5"



Twintec Electric Pad Assist Walk Behind Scrubbers

The TT 516 is the professional choice in compact auto-scrubbers. Perfect for all those tight areas that other auto-scrubbers can't clean. A complete rethinking & replacement for the old mop and bucket system.



*Pad / brush changes
are made easy with
the tip back design*

Key Features

- Easy draining from the recovery tank- no need for lifting
- The brush motor provides 55 lb of pressure at 150 rpm for excellent cleaning performance
- Excellent water recovery with pivoting squeegee & powerful vacuum motor
- Fully adjustable handle ensures operator comfort
- Simple control panel for easy operation
- 65' power cord for increased productivity & ease of use

FLOOR MACHINES



With a profile of only 7.5", it can go places no other machine can



The handy solution tank (standard) turns the 316 into a portable cleaning system.



Compact folding for easy shipping and storage



LL 316

LL 316 Key Features

A 13" deck, 200 rpm motor and a weight of only 40lb makes the LL 316 powerful enough to handle almost any job yet it is compact and easy to transport. The fold-down handle makes storage a breeze.

MODEL	LL 316
Brush Motor	0.5 hp
Weight	40 lb
Power Cord	50 ft.
Voltage	115V, 60hz
Pad Size	13"
Speed	200 rpm
Tank Capacity	1 gal. (included)

FLOOR MACHINES



NA 17/20

NA 17 and 20 Key Features

All steel construction and dual planetary steel gears make these units tough enough for the heaviest of jobs. *(shown with optional shampoo tank)*



NA 20 DS

NA 20 DS Key Features

A real workhouse made with all steel construction, a 1.5 hp DC rectified motor and dual planetary gears. Running options of 175 rpm or 300 rpm provide greater versatility in use.



NA 1520/I520 DC

NA 1520/I520 DC/ NA 2020 Key Features

All steel construction and 1.5 hp DC rectified motor ensure these units can handle the toughest of jobs while multi-grooved drive belts provide efficient power transfer. Our dust control (DC) model has a unique filter system that is easily cleaned and changed.

NA 17/20

1.5 hp, AC
91 lb / 96 lb
50 ft.
115V, 60hz
17" / 20"
175 rpm
4 gal. (optional)

NA 20 DS

1.5 hp, DC Rectified
108 lb
50 ft.
115V, 60hz
20"
175 / 300 rpm
4 gal. (optional)

NA 1520/I520 DC / NA 2020

1.5 hp, DC Rectified
112 lb
50 ft.
115V, 60hz
20" (19" for 1520 DC)
1500 / 1500 / 2000 rpm
NA

DP 420

Duplex Multi-Surface Floor Cleaner

From wall to wall and into the tightest corners, the Duplex can be used in restoration or as an integral part of your daily maintenance program. Clean virtually any floor surface as carpet, grouted ceramic, rubberized floors and even escalators are no obstacle for the Duplex.

Key Features

- Simply fill the solution tanks and squeeze the trigger to feed cleaning solution onto twin counter-rotating brushes
- Conveyors recover the dirty water, depositing it in the central recovery tank or you can choose to double scrub the area and pick up the water later
- Offset brushes and drive unit work right to the edge of the machine and into difficult areas
- Remarkable performance resulting from unique 800,000 bristle brushes counter-rotating at 780 rpm, actively lifting dirt, water and grime from the floor surface, replacing mops, buckets, scrubbers and wet vacuums
- Counter-rotating brushes lift the pile as required by carpet manufacturers
- Excellent for hotels and high-occupancy buildings as the carpet dries in less than 30 minutes

Brush options include:

- Grey is the standard all-purpose brush
- Two grades of black brushes for regular or aggressive scrubbing
- Yellow for sensitive carpet areas

Model	DP 420
Cleaning Path	14"
Solution Tank	1.6 gal.
Recovery Capacity	1 gal.
Brush Speed	780 rpm
Brush Pressure	57 lb
Brush Motor	1,000W / 1.3 hp
Power Cord	35 ft.
Weight	57 lb
Working Capacity	2,000 sq. ft./hr.



DP 420



Clean right to the edge of walls




*Profiled Rubber
and Ceramic*



Carpet

Brushes



*Duplex
transportation
trolley*



Escalator



NACECARE TURBO MOP™

NACECARE *turbo mop*™

The first compact "Clean Anywhere" scrubber

Using a mop & bucket is the most labor intensive and ineffective way to clean floors but tight spaces have made it a necessary evil.

Now, the Turbo Mop brings the power and performance of a battery scrubber to a compact and versatile machine that truly cleans any floor surface in virtually any area. From wall to wall, under chairs and stalls and into the tightest corners: entrance mats, grouted ceramic, highly polished surfaces and even rubberized floors are no obstacles for the Turbo Mop.

Powerful, lightweight, maneuverable and easily transportable, the NaceCare Turbo Mop™ is the ideal compact scrubber for picking up dirt and debris in Kitchens, Foodcourts, Washrooms and anywhere you would traditionally use a mop and bucket.



Turbo Mop



BATTERY Technology



MULTI Surface



MANEUVERABLE



CLEAN Floor



TIME Saver

Model

Cleaning Path

Capacity

Run Time

Brush Speed

Brush Motor

Vacuum Motor

Charge time

Weight

Working Capacity

Turbo Mop

12.5"

1.2 gal. Solution / 1.7 gal. Recovery

1hr.

500 rpm

36V, 200W

36V, 100W

3.5 hrs.

33 lb

1,500 sq. ft./hr.



The innovative Turbo Mop provides performance cleaning in small spaces and low-profile areas.

The 2 cylindrical counter-rotating brushes scrub the surface right up to the edge of the machine, picking up dirt and debris from the tightest places.

Key Features

- 11 gallon solution and recovery tanks
- Cordless - battery operated for safe, everywhere cleaning
- Versatile & low profile - easy to maneuver, wall to wall cleaning
- Lightweight - gets into the tightest corners & spaces
- Effective vacuum - picks up debris easily, perfect for kitchens & food courts
- Multi-floor cleaning - grouted ceramic, mats, high polished surfaces, rubberized floors and even carpets
- Bidirectional - back & forth motion, easily gets under bathroom stalls & school desks
- Cleans up to 1500 sq. ft/h in 1 hour run time



The brushes are designed for optimal performance on different floor types

OVERVIEW

Carpet Maintenance Overview

The starting point of any successful maintenance program is selecting quality products and systems that meet the performance and appearance requirements of your facility. A properly maintained carpet enhances a facility's appearance, improves indoor air quality and contributes to occupant satisfaction.

Proper maintenance also protects the capital investment by extending the carpet's life. The carpet mills and the Carpet & Rug Institute recommend three levels of cleaning activity with frequencies based on carpet type and traffic conditions. NaceCare is dedicated to providing the most cost-effective solutions for maintaining your carpet and the image of your facility.



Daily Maintenance Vacuum and Spot Removal

Daily vacuuming is the single most effective and economical way to extend carpet life. It removes 90% of all dry and abrasive soil. Daily visual inspection also ensures spots are removed before they become stains.

Restorative Maintenance Hot Water Extraction (HWE)

Deep cleaning removes embedded dry soil, oily substances and any residue build-up that can damage fibers and reduce carpet life. Carpet appearance is restored by injecting water into the fibers, agitating them to loosen soil and extracting the soiled solution into a recovery tank. Pre-spray and extraction solution used should contain sustainable formulas with a pH factor under 9.

Interim Maintenance Encapsulation and Traffic Spotting

An effective program always includes pre-established cleaning frequencies with the goal of maintaining the highest possible level of appearance at the lowest overall cost between wet-extraction cleanings.

Low-moisture encapsulation is carpet mill recommended as it combines pile-lifting and interim cleaning into a single step thus saving time and labor. A brush assisted walk behind or twin cylindrical brush machine performs both applications with carpets drying in 30–60 minutes.

DAILY MAINTENANCE

Spotting Extractors

The GVE 370 (George), with its powerful 1.3 hp vacuum motor and two-year warranty, is ideal for spotting, upholstery cleaning and vehicle detailing. With 100" of water lift, 95 cfm of airflow and a 30 psi pump, George provides excellent water recovery and won't over-wet fabrics. The 1.6 gallon recovery tank comes with a handy carrying handle for dumping.

The AV 4X is lightweight and easy to transport with an ergonomic adjustable handle height and a twist grip solution control that provides 60 psi of solution.

The 1.3 hp vacuum motor, with 100" of water lift and 106 cfm of airflow, provides excellent water recovery and the squeegee attachment on the vacuum shoe allows for hard floor cleaning.

The TP 4X has 120" of water lift, making it excellent for carpet spotting and upholstery cleaning. It has a 60 psi pump and comes with an 8' solution/vacuum hose and hand tool. An optional extraction wand and cart are also available.



GVE 370 "George"



AV 4X



TP 4X

Model	GVE 370	AV 4X	TP 4X
Vacuum Motor	1,200W, 1.6 hp 2 stage	1,000W, 1.3 hp 2 stage	1,500W, 2 hp 2 stage
Airflow	95 cfm	106 cfm	106 cfm
Water Lift	100"	100"	120"
Pump: Pressure	30 psi	60 psi	60 psi
Pump: Power	30W	70W	70W
Capacity: Solution	1.6 gal.	4.0 gal.	4.0 gal.
Capacity: Recovery	1.6 gal.	4.0 gal.	4.0 gal.
Cleaning Width	4"	11"	4"
Weight	19 lb	29 lb	27 lb
Power Cord	42'	33'	33'

INTERIM RESTORATIVE

Walk Behind Extractors AV 18AX

With large 18 gallon tanks and a 3/4 hp drive motor, the Avenger AV 18AX can tackle the biggest commercial jobs. Other key features include rotationally molded polyethylene tanks and an easy-access removable spray bar with twist-off jets. The powerful 1.8 hp, three-stage vacuum motor provides 135" water lift and 95 cfm of airflow while the 130 psi pump allows for a variable flow rate up to 1.2 gpm.

With the optional patented onboard "Smart Kit", the pump can be used as an automatic pre-spray system with the chemical injected downstream (of the pump) so only water flows through it, preventing any buildup. With the Smart Kit, no mixing of chemicals is required and the dilution is always correct. It also allows the unit to be used in "low-flow mode" for interim cleaning and faster drying times. The efficient forward motion allows upwards of 4,000 sq. ft. per hour to be cleaned—three times the rate of pullback self-contained units. The spring loaded vacuum shoe ensures consistent pressure and excellent soil recovery at all times.



AV 18AX



MODEL

AV 18AX

Vacuum Motor	1400W, 1.8 hp, 3 stage
Airflow	95 cfm
Water Lift	135"
Brush Motor	100W / .13 Hp
Brush Speed	600 rpm
Drive Motor	0.75 hp
Cleaning Width	20"
Pump Type	diaphragm w/bypass
Weight	143 lb
Power Cord	50'

Capacity: Solution	18 gal.
Capacity: Recovery	18 gal.
Pump: Power	100W
Pump: Pressure	130 psi
Pump: Flow	0–1.2 gpm
Working Capacity	4,000 sq. ft. / hr.

*Shown with
optional Smart Kit*



AV 18SX

Walk Behind Extractors AV 18SX

The large 18 gallon tanks and the efficiency of a forward-moving machine enable it to tackle even the biggest commercial jobs. The upper and lower tanks detach for easier transport and the easy-access removable spray bar has twist-off jets. The powerful 1.8 hp, three-stage vacuum motor provides 135" of water lift and 95 cfm of airflow while the 130 psi pump provides 1.2 gpm of flow. The spring-loaded vacuum shoe is adjustable, ensuring consistent pressure and pickup on different carpet thicknesses and uneven floors. For hard floors, the carpet shoe is easily substituted with an optional squeegee.

With the optional patented onboard "Smart Kit", the pump can be used as an automatic pre-spray system with the chemical injected downstream (of the pump) so only water flows through it, preventing any buildup. With the Smart Kit, no mixing of chemicals is required and the dilution is always correct. It also allows the unit to be used in "low-flow mode" for interim cleaning and faster drying times.

Cleaning rates upwards of 4,000 sq. ft. per hour- nearly three times that of standard pull-back extractors and with less operator fatigue, make the AV 18SX an outstanding choice.

OPTIONAL HARD FLOOR SQUEEGEE FOR MODEL AV 18SX

To enable cleaning of your hard floor surfaces, simply remove the carpet shoe, fit the squeegee attachment and lower the brush housing to the lowest position.



MODEL

AV 18SX

Vacuum Motor	1400W, 1.8 hp, 3 stage
Airflow	95 cfm
Water Lift	135"
Brush Motor	100W / .13Hp
Brush Speed	600 rpm
Cleaning Width	20"
Weight	140 lb
Pump Type	diaphragm w/bypass

Pump: Power	100W
Pump: Pressure	130 psi
Pump: Flow	0-1.2 gpm
Capacity: Solution	18 gal.
Capacity: Recovery	18 gal.
Power Cord	50'
Working Capacity	4,000 sq. ft. / hr.

INTERIM RESTORATIVE

Quiet Walk Behind Extractors AV 12QX

Running under 60 dB(A), the AV 12QX is an excellent choice for any 24 hour facility, especially in the hospitality and health-care verticals. The AV 12QX is constructed of polyethylene and features a 130 psi pump providing a flow rate up to 1.2 gpm. The powerful 1.8 hp, three stage vacuum motor provides 135" water lift and 95 cfm of airflow. Consistent pressure and pickup on different carpet thicknesses and uneven floors is ensured with the spring-loaded and adjustable vacuum shoe. For hard floors, the carpet shoe is easily substituted with an optional squeegee.

With the optional patented onboard "Smart Kit", the pump can be used as an automatic pre-spray system with the chemical injected downstream (of the pump) so only water flows through it, preventing any buildup. With the "Smart Kit", no mixing of chemicals is required and the dilution is always correct. It also allows the unit to be used in "low-flow mode" for interim cleaning and faster drying times.

A cleaning rate upwards of 4,000 sq. ft. per hour, nearly three times that of standard pull-back extractors and with less operator fatigue, makes the AV12 QX an outstanding choice. Optional features include the "Smart Kit" and hard floor squeegee.



Shown with
optional Smart Kit

AV 12QX

OPTIONAL HARD FLOOR SQUEEGEE FOR MODEL AV 12QX

To enable cleaning of your hard floor surfaces, simply remove the carpet shoe, fit the squeegee attachment and lower the brush housing to the lowest position.



MODEL

AV 12QX

Vacuum Motor

1,400W, 1.8 hp, 3 stage

Airflow

95 cfm

Water Lift

135"

Brush Motor

100 W / .13 hp

Brush Speed

600 rpm

Cleaning Width

20"

Pump Type

diaphragm w/bypass

Weight

121 lb

Power Cord

50'

Sound Level

60 dB(A)

Pump: Power

100W

Pump: Pressure

130 psi

Pump: Flow

0-1.2 gpm

Capacity: Solution

12 gal.

Capacity: Recovery

12 gal.

Working Capacity

4,000 sq. ft. / hr.



AVB 9X

Pull-Back Extractor AVB 9X

With a sound level of only 60 dB(A), the AVB 9X can be used in even the most sensitive areas. It is constructed of rotationally molded polyethylene and features a 130 psi pump providing a flow rate of 1.2 gpm. The powerful 1.8 hp, three-stage vacuum motor provides 135" water lift and 95 cfm of airflow.

The AVB 9X is well balanced and easy to use and the 16 inch brush ensures it can handle the toughest of jobs. The high water lift motor provides excellent water recovery and in most cases carpets dry in less than one hour. The float shut-off ensures water never reaches the vacuum motor and the five jet spray bar provides a consistent spray pattern without streaking.

Brush pressure is fully adjustable for different types of carpet and the powerful brush motor ensures excellent agitation. The water flow rate is variable which allows for low-moisture or full restoration cleaning. The AVB 9X is truly the market leader in pull-back extractors.

MODEL

AVB 9X

Vacuum Motor	1,400W, 1.8 hp, 3 stage
Airflow	95 cfm
Water Lift	135"
Brush Motor	90W, .12 hp
Brush Speed:	600 rpm
Cleaning Width	16"
Pump Type	diaphragm w/bypass
Weight	95 lb
Power Cord	50'
Sound Level	60 dB(A)

Pump: Power	100W
Pump: Pressure	130 psi
Pump: Flow	0-1.2 gpm
Capacity: Solution	9 gal.
Capacity: Recovery	9 gal.
Working Capacity	2,000 sq. ft. / hr.

RESTORATIVE

Tempest® Box Extractors

Our Tempest box extractors are lightweight and easy to transport. Constructed of rugged polyethylene, the upper and lower tanks detach into two separate units for easier transport.



TP 8X

At only 49 lb, the TP 8X is light and easy to transport without sacrificing the power of a full-size extractor. With a 130 psi pump and 20' vacuum and solution hoses, the TP 8X is ready to tackle the largest of jobs.



TP 18SX

Shown with optional Smart Kit

The TP 18SX is a premium extractor featuring a 130 psi pump with 1.2 gpm of water flow. The 18 gallon polyethylene tanks are designed to clean large areas and it comes complete with a 20' solution/vacuum hose and three-jet wand.

MODEL	TP 8X	TP 18SX
Vacuum Motor	1,500W, 2 hp, 2 stage	1,400W, 1.8 hp, 3 stage
Airflow	106 cfm	95 cfm
Water Lift	120"	135"
Pump: Type	diaphragm w/bypass	diaphragm w/bypass
Pump: Pressure	130 psi	130 psi
Pump: Flow	1.2 gpm	1.2 gpm
Pump: Power	100W	100W
Capacity: Solution	8 gal.	18 gal.
Capacity: Recovery	8 gal.	18 gal.
Weight	49 lb	92 lb
Power Cord	33'	33'
Working Capacity	800 sq. ft. / hr.	800 sq. ft. / hr.

CHEMICAL

Pre-spraying with
our Smart Kit



AV12QX w/Smart Kit



Just For Carpets



Just For Spots



Just For Grease

Just For Grease

Just For Grease is a safe, easy-to-use, product for removing grease and oil-based stains from carpet. It is effective on paint, oil and grease without the dangers associated with harsh solvents and volatile organic compounds (VOCs). It is conveniently packaged in a 32 oz., ready-to-use bottle. Simply apply to spot and blot with a white terry cloth towel or remove with a spotting machine or extractor.

Pre-Spray Smart Kit

The Smart Kit is a recommended option for the TP 8, TP 18SX, AV 12QX, AV 18SX/AX models. Heavily soiled areas, such as traffic lanes and pivot areas in front of elevators and entrances, require additional chemical dwell time to emulsify and loosen compacted soil. The Smart Kit uses the extractor pump to dispense an onboard chemical through a 33' pre-spray hose and heavy-duty spray wand. The Smart Kit applies the traffic lane cleaner consistently and uses 50% less labor than conventional hand pump-up or electric sprayers.

Chemicals Just For Carpet

Just For Carpets, is a multi-use carpet chemical formulated to meet cleaning requirements of the new generation of synthetic carpet construction and delicate wool fibers. This neutral pH chemistry is especially designed for extraction, encapsulation, bonneting and traffic lane cleaning and it is safe to use on wool carpets. It has outstanding soil-removal qualities and won't leave a sticky residue that can cause rapid re-soiling. Just For Carpets meets sustainability requirements by using low VOCs, no dyes, no perfume, and safe surfactants.

- Twin Cylindrical Brush Encapsulation: Dilute 8 oz. per gallon
- Traffic Lane Cleaner: Dilute 8 oz. per gallon
- Extraction: Dilute 2 oz. per gallon

Just For Spots

Just for Spots is a water-based general spotter formulated to remove 90% of most spots in carpets. This ready-to-use, 32 oz. bottle is safe to use for general spot cleaning without harming carpet fibers or causing re-soiling. Simply apply to spot and blot with a white terry cloth towel or remove with a spotting machine or extractor.



Just for Carpets and Just for Spots formulations are certified by the Carpet and Rug Institute (CRI) and meet sustainability requirements for the EPA Design for the Environment (DfE) stewardship program.

Recognized for Safer Chemistry www.epa.gov/dfe

THE “ONE CART” SYSTEM

The NPT 1606 is a Versatile Compact Cart to Suit Any Need

- The NPT 1606 is a versatile, compact, multi-purpose cart with a modular design making it the only cart you'll ever need
- Ideal for offices, rest rooms and general cleaning
- Total flexibility - all the accessories can be moved between carts as your needs or account types change
- Supports your recycling program from 1-4 separation capabilities
- The fully colour coded system accommodates charging buckets for mops and cloths
- Structural foam construction ensures maximum durability
- Easy-glide locking drawers and optional locking top cabinet
- The optional MidMop provides a divided dual bucket system that can be used in place or removed from cart
- The design allows the MidMop to be swapped out for a second 30 gallon waste bag
- Optional Mopmatic system for effective pre-charging of mops



*Optional second
30 gallon waste bag*



Dimensions (LxWxH): 47" x 23" x 42"

NPT 1606

Comes standard with:

- 1 x 30 gallon on-board waste
 - 1 x locking drawer
- 4 x 5 quart buckets (for under round top)
- Optional 2 x 10 quart buckets also available



*Optional Mopmatic
pre-charging system*

Optional locking round top

THE "ONE CART" SYSTEM



*Optional removable
MidMop system*

- Above configuration is for reference only
- Base cart only is shown on the previous page

À LA CARTE PROGRAM

NC 3000 & NC 4000 Features

- Structural foam construction with corner bumpers, removable/washable trays and non-marking 4" ball-bearing castors along with brackets to lock the rear wheels straight. Optional non-marking 5" ball-bearing castors are available
- Both units are **JCAHO COMPLIANT**: Locking cabinet doors and optional locking round top cabinet for NC 4000
- Locks are a standard feature
- The **NC 3000** includes 3 removable trays and a pedal-activated, enclosed 30-gallon waste container
- The **NC 4000** has 3 removable trays and 1 shelf for maximum storage
- Both carts come with an accessories package to hang cleaning tools and utensils

MID MOP - DETACHABLE MOPPING SYSTEM

- The MidMop accepts both folding flat mops and string mops up to 24 ounces
- Twin buckets reduce cross-contamination, ensuring clean water remains clean longer
- A true twin bucket system or the wringer can be easily moved from one side to the other creating 2x16 quart buckets
- Total flexibility - it can be used independently, carried on the NPT1606, or attached to the NC 3000 and 4000 using an optional bracket

MOPMATIC

- Attached directly to the cart, Mopmatic features a unique mop preparation system providing a constant supply of clean, uniformly moistened mops or microfiber cloths
- The bucket with blue handle stores up to 12 clean, pre-moistened mops, while the bucket with red handle stores the dirty ones

DETACHABLE AND MOUNTED WASTE SYSTEMS

- NCK 500 mounted 30 gallon waste system utilizes a zippered vinyl waste bag allowing for easy waste removal without lifting
- An optional locking tablet cover is also available



Dimensions (LxWxH): 36" x 26" x 42"

NC 3000

- Cart includes 3 x 4-quart buckets



Dimensions (LxWxH): 36" x 26" x 42"

NC 4000

- Cart includes 3 x 4-quart buckets

The À LA CARTE PROGRAM from NaceCare allows you to custom build carts to suit your specific needs. Simply choose your base and then add on desired kit and accessories.

À LA CARTE KITS



NCK 500

30 gallon onboard collapsable
waste module



NCK 750

3 bucket
MopMatic pre-charging system



MIDMOP / ROUND TOP

- 906200 - MidMop mopping system
- 900540 - MidMop connector bracket
- 907340- Locking round top



MID MOP MOPPING SYSTEM

MidMop - Detachable Mopping System

The System Supports Both String Mops and Flat Mops

- The MidMop accepts both folding flat mops and string mops up to 24 ounces
- Twin buckets reduce cross-contamination, ensuring the water remains clean longer
- A true twin bucket system or the wringer can be easily moved from one side to the other creating 2x16 quart buckets
- Total flexibility - it can be used independently, carried on the NPT 1606, or attached to the NC 3000 and 4000 using an optional bracket
- Structural foam construction ensures maximum durability
- Easily removed 4 gallon buckets allow for simple and safe filling and emptying
- Options include a flat mop stand, versatile 5 quart swing bucket and wet floor sign



Shown with optional mop stand and mop



Optional swing bucket



Optional mop stand



Patented water discharge diverter



Accepts up to a 24 ounce string mop



Accepts folding flat mops

CHARGING BUCKET SYSTEM

Pre-Charged Cleaning System

This system uses state of the art tools and microfiber textiles to enhance cleaning. Traditional spray-and-wipe cleaning causes workers to inhale atomized chemicals having a negative impact on indoor air quality for building occupants. Purchasing trigger sprayers, affixing instruction labels and managing regulatory compliance can be cumbersome and costly but this system provides a cost-effective alternative.

A color-coded bucket system with lids allows workers to use pre-moistened microfiber cloths for above-the-floor cleaning. The worker inserts 15, 25 or 40 cloths into the bucket and adds the proper amount of diluted chemical. The cloths absorb the chemical and become pre-moistened for cleaning all types of horizontal and vertical surfaces.



Pre-Charged Flat Mop System

The traditional mop-and-bucket approach poses serious risk for cross-contamination. It also increases water usage and labor inefficiencies due to unnecessary travel time to and from water closets. Using inefficient string mops also leads to soil buildup, unsightly appearance issues and unpleasant odors.

With the NaceCare pre-charged flat mop system, 10 - 12 microfiber flat mops are inserted into a durable, injection molded bucket with a lid. The worker adds chemical to the bucket and snaps the lid shut to make it watertight.

Pre-Charged Cleaning System Benefits

- Decreased cross-contamination
- Reduced water and chemical usage
- Reduced worker exposure and injuries
- Increased productivity
- Enhanced floor safety
- Reduced capital expenditure and replacement cost
- Meet green cleaning requirements
- Improved Indoor Air Quality
- Simplified training



SYSTEM ACCESSORIES



4-Quart Buckets

WITH LIDS	WITHOUT LIDS
906269 - Red Handle	905248- RedHandle
906270 - Blue Handle	905249 - Blue Handle
906271 - Green Handle	905251 - Green Handle
906272- Yellow Handle	905250 - Yellow Handle



5-Quart Buckets

WITHOUT LIDS
905225 - Red Handle
905226 - Blue Handle
905227 - Green Handle
905228 - Yellow Handle



6-Quart Buckets

WITH LIDS	WITHOUT LIDS
906285 - Red Handle	905233 - Red Handle
906286 - Blue Handle	905234- Blue Handle
906287 - Green Handle	905235 - Green Handle
906288 - Yellow Handle	905236 - Yellow Handle



10-Quart Buckets With Lids

WITH LIDS	WITHOUT LIDS
906289 - Red Handle	905237 - Red Handle
906290 - Blue Handle	905238 - Blue Handle
906291 - Green Handle	905239 - Green Handle
906292 - Yellow Handle	905240 - Yellow Handle



Clamp on Nooks

628277 - Clamp 25mm (1")
628276 - Clamp 32mm (1 1/4")
628378 - Wet floor sign hook



Hanging Nooks

627985 - Nook 22mm (3/4")
627983 - Nook 25mm (1")
627162 - Nook 32mm (1 1/4")



Pocket Mop

8020059 - Pocket mop
(Includes 1 looped mop head
and one piece telescopic wand)



Folding Flat Mop

8020060 - Folding flat mop
(Includes 1 looped mop head
and one piece telescopic wand)



Velcro Flat Mop

8020063 - Velcro flat mop
(Includes 1 looped mop head
and one piece telescopic wand)