

# CACTUS MAT

## MANUFACTURING COMPANY



Quality & Integrity  
Since 1930

Catalog 75

# CATALOG 2015 CATEGORY INDEX

## FOOD SERVICE PAGE

### COOKLINE

Red Cloud	36
Black Cloud	37
VIP Deluxe Red	38
VIP Guardian	40

### KITCHEN

VIP Deluxe Black	38
VIP Floormate	39
VIP Lite	38
VIP Tuffdek	39
VIP Duralok	41
VIP Prima	43
Honeycomb	43
VIP Topdek Sr	42
VIP Topdek Jr	42
Ni-Rib	44
Revers-A-Mat	45
Slip Guard	46
Ridgescraper	19

### WALK-INS/RUNNERS

Ni-Rib	44
Revers-A-Mat	45
Slip Guard	46

### BARS/SERVICE AREAS

VIP Deluxe	38
VIP Lite	38
VIP Tuffdek	39
VIP Topdek Sr	42
VIP Topdek Jr	42
Ridgescraper	19

### CUTTING BOARDS

Plasti-Cut	47
Rubber-Cut	47

### ACCESSORIES

Portamet Rack	46
Neotex	48
VinaTex	48
Flex Tile	49
Case Liner	49
Hoses/Nozzles	50

## COMMERCIAL PAGE

### ENTRANCE

Marquis	2
Camino Real	4
Park Place	3
Ultra Berber	4
Machine Washable	8
Digi Print	7
Entry System 1, 2, 3	9
Tire Tex	11
Cocoa Brush	11
Ridgescraper Logo	19
Vinyl Link	8

### WALK-OFF/SCRAPER

Entry System 1, 2, 3	9
Catalina	14
Tuf Plush	13
Needle-Rib	12
Chevron Rib	13
Waterwell Classic	15
Waterwell Parquet	15
Cocoa Brush	11
Enviro Scrape	10
Enviro Tuff	10
Fingertop	19
Bubble Eze	18
Ridgescraper	19
Twist Loop	16
Vinyl Loop	16
Vinyl Coil	17

### FLOOR PROTECTION

Anchor Runner	27
Gripper Back	27
Pro-Tekt	28

### RESTROOM

SaniMate	33
----------	----

### RECYCLED

Enviro Scrape	10
Enviro Tuff	10
Tire Tex	11
Envi-Gym	32

## INDUSTRIAL PAGE

### ANTI-FATIGUE

Black Cloud Runner	21
Red Cloud	36
Walrus-Hide	22
Pinnacle	20
Cushion Comfort	24
Cushion Diamond Dekplate	26
Tredlite	25
Comfort Zone	23

### FLOOR PROTECTION

Ezy Kleen	29
Corrugated Rubber	29
Corrugated Vinyl	29
Pro-Tekt	28
Diamond Plate	30
Kleen-Rite	28

### SPECIALTY

Tile Lock	32
Switchboard	30,31
Enviro-Gym	32
Tac Mat	33
Poly-Lok	35
Dri Dek	34
Safety-Walk Wet Area	18
Duratred	26
Sani-Mate	33

### ACCESSORIES

Wondergrip	51
Stay Put Backing	51
Hook & Loop	51
Double Face Tape	51

# CATALOG 2015 TYPE / NUMBER INDEX

TYPE NO.	PRODUCT	PAGE
29	TIRE-TEX	11
29	RECESS FRAME	11
35	FINGER TOP	19
46	DIGI-PRINT	7
110/220	CASE LINER	49
200	DOUBLE FACE TAPE	51
300/301	HOOK & LOOP TAPE	51
305	STAY-PUT BACKING	51
307	WONDER GRIP	51
402	SANI-MATE	33
501	RUBBER-CUT 1/2"	47
502	RUBBER-CUT 3/4"	47
503	RUBBER-CUT 1"	47
501P	PLASTI-CUT 1/2"	47
502P	PLASTI-CUT 3/4"	47
503P	PLASTI-CUT 1"	47
800	COCOA BRUSH	11
1000	CORRUGATED RUBBER 1/8"	29
1001	PRO-TEKT	28
1002	CORRUGATED RUBBER 1/4"	29
1008	KLEEN-RITE	28
1010	CORRUGATED VINYL	29
1011	EZY KLEEN VINYL	29
1025	TREDLITE 3/8"	25
1026	TREDLITE 5/8"	25
1027	TREDLITE MATS 3/8"	25
1028	TREDLITE MATS 5/8"	25
1031	DURATRED	26
1035	ENVIRO-GYM	32
1041	SAFETY WALK WET AREA 3200	18
1050	ASTM CORRUG SWITCHBOARD	31
1051	DIAMOND PLATE	30
1052	SMOOTH TOP SWITCHBOARD	31
1053/1054	CUSHION DIAMOND DEKPLATE	26
1060	MIL DIAMOND SWITCHBOARD	30
1075	CUSHION COMFORT	24
1082	PINNACLE	20
1350	NOMAD SCRAPER 6050	17
1366	VINYL-LOOP	16
1410	ULTRA-BERBER	4
1412	MARQUIS	2
1422	CAMINO REAL	4
1425	WATER WELL I CLASSIC	15
1426	WATER WELL II PARQUET	15
1435	SLIP-GARD	46
1437	CATALINA STANDARD	14
1438	TUF-PLUSH	13
1450	VINYL COIL LOGO MAT	17

TYPE NO.	PRODUCT	PAGE
1451	VINYL-COIL	17
1462	CATALINA PREMIUM	14
1465	TWIST-LOOP	16
1468	ENTRY SYSTEM PART 1 - OUTDOOR	9
1469	ENTRY SYSTEM PART 2 - FOYER	9
1470	MACHINE WASHABLE	8
1471	ENTRY SYSTEM PART 3 - INDOOR	9
1472	VINYL-LINK	8
1485	NEEDLE-RIB	12
1487	CHEVRON RIB	13
1508	ENVIRO-TUFF	10
1509	ENVIRO-SCRAPE	10
1611	PARK PLACE	3
1625	RIDGE-SCRAPER	19
1631	NI-RIB	44
1640	REVERS-A-MAT	45
2200	BLACK CLOUD RUNNER	21
2200	BLACK CLOUD MATS	37
2300	WALRUS-HIDE	22
2500	COMFORT ZONE	23
2502	BUBBLE-EZE	18
2520	VIP DELUXE	38
2521	VIP LITE	38
2522	VIP TOPDEK SENIOR	42
2523	VIP PRIMA	43
2530	VIP TOPDEK JUNIOR	42
2535	HONEYCOMB	43
2540	VIP GUARDIAN	40
2553	FLEX-TILE	49
2554	DRI-DEK	34
2557	POLY-LOK	35
2560	TILE LOCK	32
3001	NEOTEX	48
3005	VINA-TEX	48
3520	VIP FLOORMATE	39
3525	VIP TUFFDEK	39
3545	GRIPPER-BACK	27
3548	ANCHOR-RUNNER	27
4420	VIP DURALOK	41
5000	VIP RED CLOUD	36
5051	TAC-MAT	33
6477	PORTAMAT RACK	46
8155	NOZZLE	50
724311	WATER HOSE	50
724547	WATER HOSE	50
MF-3B	ALUM FRAME 3/8"	11
MF-4B	ALUM FRAME 1/2"	11

# BEL-AIRE COLLECTION

TYPE 1412

MARQUIS



Distinctively Elegant  
Incredibly Durable.

LOBBIES

FOYERS

ENTRANCES

CUSTOM SIZES

LOGOS

Spirit

Celtic Gray

Basalt

X-Ray

Black Pearl

Blanched Almond

Marigold

Crandon

Rainforest

Chili Pepper

Sapphire

**1412 MARQUIS** commercial HIGH TRAFFIC carpet provides excellent service indoors. Our standard selection of colors have been specially designed to maximize hiding dirt, as well as enhancing aesthetics.

- ❖ Stay-Put Backing Helps Hold Carpet in Place
- ❖ Traps Dirt and Moisture
- ❖ Optional Heavy Duty Nosing available in Black and Brown
- ❖ Tufted Cut Pile Nylon
- ❖ Made to Order: Please Request Quote
- ❖ Unlimited Sizes Available
- ❖ 5 Year Warranty

\*Over 100 colors available. For Specifications please refer to page 6.

# BEL-AIRE COLLECTION

TYPE 1611  
PARK PLACE



## Textured Vinyl Colors

Gray

Black

Blue

Beige

Brown

LOBBIES

FOYERS

ENTRANCES

CUSTOM SIZES

**1611 PARK PLACE** roll-up aluminum rail mat is highly fashionable and will aesthetically enhance any entrance or foyer.

- ❖ Available for Surface or Recessed Applications
- ❖ Thermoplastic Hinge Reduces Walking Noise
- ❖ Includes Aluminum Recess Frame for New Recessed Concrete Installations or Vinyl Frame for Surface Applications.
- ❖ Carpet or Vinyl Replaceable Strip Inserts
- ❖ Positive Anti-Slip Protection
- ❖ Effectively Traps Dirt
- ❖ Extremely Durable

## Carpet Colors

Chrome

Charcoal

Brownstone

Black

Midnight

Sandy

Espresso

Java

Spruce

Hunter

Blue

Mauve

Black Cherry

1611 PARK PLACE Aluminum Rail Roll-Up Entrance System. Approx. 3/8" thick

Size	Estimated Weight
Made to Order	3.5 lbs/sq ft

Some competitive brands are very similar to Park Place, and although replacement strips look alike, different brands are not interchangeable and may not fit. Please verify compatibility prior to ordering replacement parts.

## Anodized Aluminum Colors

## Mill Finish

clear

black

dark bronze

medium bronze

light beige

brass

gold



## BEL-AIRE COLLECTION

TYPE 1410

ULTRA BERBER

**1410 ULTRA-BERBER** is a high performance commercial grade Berber, ideal for use where SPIKE RESISTANT floor covering is desired.

- ❖ Indoor/Outdoor Use
- ❖ Traps Dirt and Moisture
- ❖ UV Resistant
- ❖ Needlepunch Polypropylene
- ❖ Optional HD Edging (black or brown)
- ❖ 3 Year Warranty

### 1410 ULTRA-BERBER - FLOOR COVERING: 1/2" thick

Size	Estimated Weight	Edge Finish
3' x 5'	15 lbs	Optional Bevel (brown or black)
4' x 6'	24 lbs	Optional Bevel (brown or black)
<b>Rolls</b>		
79" wide	1 lbs/sq ft	Optional Bevel (brown or black)
158" wide	1 lbs/sq ft	Optional Bevel (brown or black)

Max Length 100 ft

Ultra Berber

is Ideal for

Covering Large

Spaces.



## BEL-AIRE COLLECTION

TYPE 1422

CAMINO REAL

**1422 CAMINO REAL** commercial HIGH TRAFFIC carpet provides excellent service, both indoors or out. Hobnail design offers superior scraping to trap dirt and moisture. Available both plain or customized with LOGO.

- ❖ Indoor/Outdoor Use
- ❖ Traps Dirt and Moisture
- ❖ CUSTOM SIZES and LOGOS
- ❖ Needlepunch Polypropylene
- ❖ Optional HD Edging
- ❖ 3 Year Warranty
- ❖ STAY-PUT backing helps hold carpet in place
- ❖ UV Resistant

### 1422 CAMINO REAL - FLOOR COVERING: 1/2" thick

Size	Estimated Weight	Edge Finish
3' x 5'	15 lbs	Optional Bevel (brown or black)
4' x 6'	24 lbs	Optional Bevel (brown or black)
<b>Rolls</b>		
79" wide	1 lbs/sq ft	Optional Bevel (brown or black)
158" wide	1 lbs/sq ft	Optional Bevel (brown or black)

Max Length 100 ft

Camino Real entrance & logo mats are made with "stay-put" backing to help reduce movement.

LOBBIES

FOYERS

ENTRANCES

CUSTOM SIZES

LOGOS

## 1410 ULTRA BERBER

Ideal floor covering for large areas.

## 1422 CAMINO REAL BERBER

Designed for use as an entrance mat, plain or with custom logo.

BERBER COLORS: ULTRA BERBER & CAMINO REAL

## BEL-AIRE COLLECTION



















## BERBER

TYPE 1410

ULTRA BERBER

TYPE 1422

CAMINO REAL



## "1412 MARQUIS"

Face Fiber	Dupont Antron Legacy Nylon/ 6.6 Tufted Pile
Texture	Tufted Cut Pile
Face Weight	42 oz/sq yd
Pile Height	0.292 in
Total Weight	80 oz/sq yd
Available Sizes	Unlimited
Overall Height	0.44 in
Secondary Back	PVC Coated Polyester Stay-Put Antiskid Grid
Primary Back	Woven Polypropylene
Edge Option	PVC Vinyl Bevel Edge 1"
Outdoor Use	Not Recommended
Scrape Action	Moderate
Surface Wear Warranty	5 Year
Anti Static	Yes
Flammability	Pill Test DOC-FF-I-70
Logos	Yes, Inlaid:
Field Colors	6 colors on page 2
Logo Colors	6 colors on page 2

## "1410 ULTRA BERBER"

Face Fiber	100% Solution Dyed UV Stable Polypropylene
Texture	Hobnail Pattern
Face Weight	52 oz/sq yd
Pile Height	0.375 in
Total Weight	93 oz/sq yd
Available Sizes	Unlimited
Overall Height	0.50 in
Spike Resistant	Yes. Golf Clubs/Pro Shops
Primary Back	Natural/Synthetic Composite Rubber
Edge Option	PVC Vinyl Bevel Edge 1"
Outdoor Use	Yes. UV Resistant
Scrape Action	Excellent
Surface Wear Warranty	3 Year
Anti Static	No
Flammability	Pill Test DOC-FF-I-70
Logos	Yes, Inlaid:
Field Colors	Colors on page 5
Logo Colors	Colors on page 5

### LEED v4

### EQ Credit: Enhanced Indoor Air Quality Strategies – Entryway Systems

Have in place a permanent entryway system at least 10 feet (3 meters) long in the primary direction of travel to capture dirt and particulates entering the building at regularly used exterior entrances.  
1-2 points

### APPLICABLE PRODUCTS

CAMINO REAL  
MARQUIS  
PARK PLACE  
TIRE TEX  
ULTRA BERBER

## "1422 CAMINO REAL"

Face Fiber	100% Solution Dyed UV Stable Polypropylene
Texture	Non Woven Hobnail Needlepunch
Face Weight	52 oz/sq yd
Pile Height	0.50 in
Total Weight	103 oz/sq yd
Available Sizes	Unlimited
Overall Height	0.64 in
Secondary Back	PVC Coated Polyester Stay-Put Antiskid Grid
Primary Back	Natural/Synthetic Composite Rubber
Edge Option	PVC Vinyl Bevel Edge 1"
Outdoor Use	Yes
Scrape Action	Excellent
Surface Wear Warranty	3 Year
Anti Static	Yes
Flammability	Pill Test DOC-FF-I-70
Logos	Yes, Inlaid:
Field Colors	Colors on page 5
Logo Colors	Colors on page 5

## "1611 PARK PLACE"

Tread Rails	6063-T52 Aluminum
Aluminum Finish	Mill or Anodized
Rail Spacing	2" on center
Rail Hinge	Polyprene Rubber
Tread Inserts	Nylon Carpet or Diamond Peek Vinyl
Total Weight	3.5 lbs/sq. ft.
Load Weight	300 lbs/wheel rolling load
Available Sizes	Unlimited – Large areas may require several sections
Application	Surface or Recess
Overall Height	3/8"
Edge Option Recess	Stub/Vinyl filler
Edge Option Surface	Vinyl (Blk or Brown) or Aluminum: mill finish or anodized
Logos	Not available





# LOGO MATS

TYPE 46  
DIGI-PRINT

Eye Catching  
Appearance.

INDOOR  
ENTRANCES

CORPORATE  
IMAGE

ADDED SAFETY  
CUSTOM LOGOS

## 46 DIGI-PRINT Computer Printed Logo Mat

Create a totally personalized image of your business.

- ❖ Easy to Clean
- ❖ Cleated Rubber Backing
- ❖ Vibrant Colors
- ❖ Continuous Filament Nylon Yarn

### 46 DIGI-PRINT: 7/16" thick

Nominal Size	Approx. Actual Size	Estimated Weight
3' x 4'	(35" x 47")	12 lbs
3' x 5'	(35" x 59")	15 lbs
3' x 10'	(35" x 119")	30 lbs
4' x 6'	(45" x 69")	24 lbs
4' x 8'	(45" x 95")	32 lbs

Other sizes available.

Note: This product is MADE TO ORDER and will require extended lead time.

Sizes are approximate, actual dimensions can vary.

Shrinkage of 3 to 5% or more is common. See more logo mats on pages 2, 4, 5, 8, 11, 19.

High  
Performance  
and  
Durability.



## 1472 VINYL-LINK Entrance Mat

- ❖ Durable PVC Vinyl Links
- ❖ Assembled with Galvanized Steel Rods
- ❖ For Surface or Recess Applications
- ❖ Aggressive Scraping Action

LOGOS: Logos and messages can be woven using any color in the chart.

EDGING: Bevel Edging or Stub Edging

### 1472 VINYL-LINK ENTRANCE MAT: 7/16" thick

Size	Estimated Weight
3' x 5'	38 lbs
4' x 6'	60 lbs
Custom Sizes (max 8 ft any direction)	2.5 lbs/sq ft

Made to Order  
Allow 6-8 weeks.




13 colors: Dark Brown, White, Red, Light Blue, Rust, Black, Yellow, Dark Blue, Beige, Purple, Green, Gray, Burgundy

## VINYL-LINK MATS

TYPE 1472

VINYL-LINK

Ideal for Outdoor Entrances and for "Heavy Duty" Scraping.



## CARPET MATS

TYPE 1470

MACHINE WASHABLE

INDOOR ENTRANCES  
HIGH TRAFFIC  
CLEATED BACKING  
DURABLE NYLON


## 1470 MACHINE WASHABLE Cleated Rubber Backed Mat

- ❖ Fade Resistant
- ❖ Cleated Back Minimizes Movement
- ❖ Nitrile Rubber for Durability
- ❖ May be Cleaned in Commercial Washing Machines
- ❖ Indoor Use Only - Traps Dirt and Moisture at the Door

### 1470 MACHINE WASHABLE: 3/8" thick

Nominal Size	Appr Actual Size	Estimated Weight
2' x 3'	(24" x 35")	4 lbs
3' x 4'	(35" x 47")	7 lbs
3' x 5'	(35" x 59")	9 lbs
3' x 10'	(35" x 119")	18 lbs
4' x 6'	(45" x 69")	14 lbs
4' x 8'	(45" x 95")	19 lbs
36" wide	(35" wide)	2 lbs/lin ft
48" wide	(45" wide)	3 lbs/lin ft


Made to order.  
Allow 2-4 weeks.



**COMPLETE ENTRANCE MAT SYSTEM** A color coordinated 3 mat system offering outdoor scraping, foyer scraping and absorbing, and indoor fine cleaning and drying.


# CARPET MATS

TYPE 1468  
TYPE 1469  
TYPE 1471




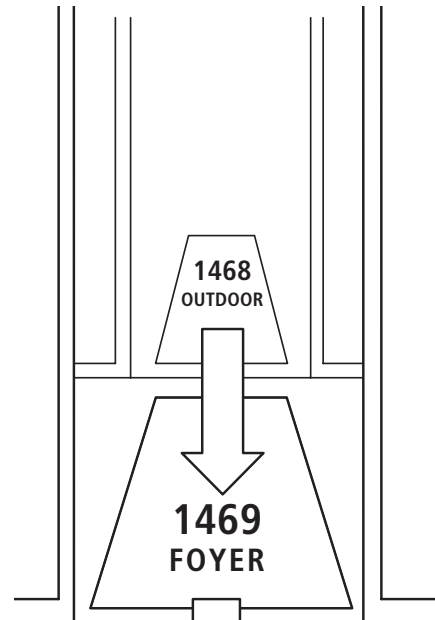

## 1468 ENTRY SYSTEM

- ❖ Outdoor Scraper Using Thick, Coarse Grass Yarn for Aggressive Scraping.
- ❖ Twisted Loop Pile, Non-Absorbent Fibers for Long Lasting Performance.



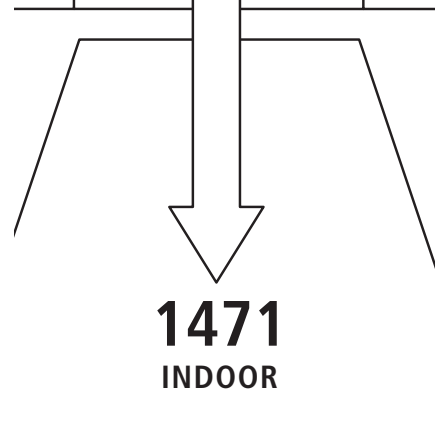

## 1469 ENTRY SYSTEM

- ❖ Lobby and Foyer Mat.
- ❖ Dirt Scraping Fibers Combined with Absorbent Olefin Fibers Provide Dual Cleaning Action.



## 1471 ENTRY SYSTEM


- ❖ Indoor Entrance Mat Designed for Fine Cleaning and Drying Action.
- ❖ Made of Durable Olefin fibers.



### THREE MAT ENTRANCE MAT SYSTEM: 3/8" thick

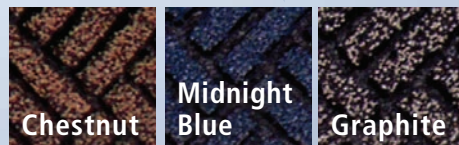
Size	Estimated Wt	1468	1469	1471
3' x 4'	8 lbs	Outdoor Scape	Power Scrape & Absorb	Indoor Clean & Dry
3' x 5'	10 lbs			
4' x 6'	16 lbs			
3' x 60'	117 lbs			
4' x 60'	156 lbs			

# GO "GREEN" with Mats made of Recycled Material



**1509 ENVIRO-SCRAPE** 88% By weight recycled from post-consumer/industrial waste.

- ❖ Grit surface made of recycled PVC bottles effectively scrapes dirt from shoes.
- ❖ Hides dirt in recessed channels.
- ❖ Repels water and dries quickly.
- ❖ Raised Borders Helps Prevent Water from Contaminating Floor.
- ❖ Heavy Duty Backing Made From Recycled Tires Minimizes Movement.
- ❖ Use Indoor or Outdoor.



TYPE 1509 ENVIRO-SCRAPE: 3/8" thick

Nominal Size	Actual Approx. Size	Estimated Wt
3' x 5'	35" x 59"	23 lbs
4' x 6'	47" x 71"	36 lbs

## CARPET MATS

TYPE 1509

ENVIRO-SCRAPE

TYPE 1508

ENVIRO-TUFF

MADE FROM RECYCLED MATERIAL




**REDUCES LANDFILLS**  
**TRAPS DIRT AT DOOR**  
**REDUCES SLIPS**  
**DURABLE GRIP TOP**



**1508 ENVIRO-TUFF** 95% By weight recycled from post-consumer/industrial waste.

- ❖ Traps Debris and Moisture with Attractive Double Border Design.
- ❖ Resists Staining and Fading
- ❖ Dual Fiber Needle-punch Carpet Dries Quickly.
- ❖ Heavy Duty Backing Made from Recycled Tires Minimizes Movement.
- ❖ Use Indoor or Outdoor for Medium Traffic Areas.
- ❖ Every 15 Sq. Ft. Uses 1 Recycled Tire



TYPE 1508 ENVIRO-TUFF: 3/8" thick

Nominal Size	Actual Approx. Size	Estimated Wt
3' x 5'	35" x 59"	20 lbs
4' x 6'	47" x 71"	31 lbs



**ENTRANCES**  
**REDUCES SLIPS**  
**DURABLE DEBRIS-HIDING PATTERN**

 Scrap Tires Saved **1**  Plastic Bottles Saved **4**

With each 15 sq. ft. of Enviromat matting manufactured, one scrap tire and four plastic bottles are saved from entering American landfills.



# SCRAPER MATS

TYPE 800

COCOA BRUSH

## 800 COCOA BRUSH – Vinyl Backed

- ❖ 100% Natural Cocoa Fibers
- ❖ Vinyl Backed to Protect Floors
- ❖ Optional Heavy Duty Bevel Edge (Brown)
- ❖ Excellent Scraping Action
- ❖ Use in Weather Protected Areas
- ❖ Cleans Easily with Vacuum
- ❖ Available Plain or with Logo

### 800 COCOA BRUSH: 5/8" thick

Size	Estimated Weight	Edge Finish
2' x 3'	8 lbs	no borders - order separately
3' x 4'	16 lbs	no borders - order separately
3' x 5'	19 lbs	no borders - order separately
3' x 6'	24 lbs	no borders - order separately
4' x 6'	32 lbs	no borders - order separately
<b>Roll</b>		
78" x 40 ft	320 lbs	no borders - order separately

Customize this product with Message or Logo. Also available in Special Cuts.  
Recess Aluminum Frame - see listing under Tire-TEX below – model MF-4B.



Colors:  
Natural or Charcoal\*  
\*Special order color



Optional Heavy Duty (Brown)  
Bevel Edge Adds Safety.

LOBBIES  
FOYERS  
ENTRANCES  
SCHOOLS  
CHURCHES



# SCRAPER MATS

TYPE 29

TIRE-TEX

## 29 TIRE-TEX Carpet Tile

- ❖ Indoor/Outdoor Use
- ❖ Golf Spike Resistant
- ❖ Reinforced Rubber Backing
- ❖ 5 Year Surface Wear Warranty
- ❖ Made from Recycled Truck Tires
- ❖ Vacuum or Sweep to Clean

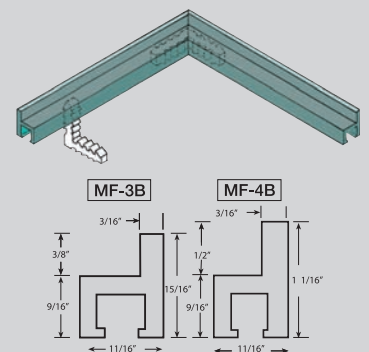
### 29 TIRE-TEX TILES: 3/8" thick

Size	Estimated Weight	Description
12" x 12"	2 lbs	Case quantity 50 Also sold individually
<b>Accessories</b>		
Adhesive	11 lbs / gal	Covers approx. 125 sq ft
MF3B Recess Alum Frame - 3/8" full bar length 20' - 6"	—	For use with Tire-TEX, special cut available*
MF4B Recess Alum Frame - 1/2" full bar length 20' - 6"	—	For use with Cocoa Brush, special cut available*

Special cut frames are furnished with mitered 90 degree corners, anchors and connecting pins.  
Recess frames can only be used for new concrete installations.



### Recess Frame Mill Finish



# CARPET-MATS

TYPE 1485

NEEDLE-RIB

The Best  
Selling  
Commercial  
Mat.

LOBBIES

FOYERS

ENTRANCES

Charcoal

Red

Gray

Blue

Green

Brown

**1485 NEEDLE-RIB** Non-woven polypropylene sculptured ribs actively scrape dirt from shoes and conceals it between the ribs until cleaning.

- ❖ 100% Polypropylene
- ❖ Vinyl Backed keeps Moisture from Floor
- ❖ Stain and Fade Resistant
- ❖ Effectively Traps Dirt
- ❖ Extremely Durable
- ❖ Indoor or Outdoor Use

1485 NEEDLE-RIB Approximately 3/8" thick

Size	Estimated Weight
2' x 3'	5 lbs
3' x 4'	8 lbs
3' x 5'	10 lbs
3' x 10'	20 lbs
3' x 6'	12 lbs
4' x 6'	16 lbs
4' x 8'	22 lbs
Rolls	
36" x 60 ft	105 lbs
48" x 60 ft	125 lbs
72" x 60 ft	205 lbs

Also available in special cuts.




# CARPET MATS

TYPE 1438

TUF-PLUSH

## Tuf-Plush Colors



INDOOR ENTRANCES  
HIGH TRAFFIC  
FLOOR PROTECTION  
ENHANCE SAFETY

## 1438 TUF-PLUSH OLEFIN

- ❖ 100% Olefin, Easy to Clean
- ❖ Vinyl Backed
- ❖ Fade and Stain Resistant
- ❖ Outstanding Absorption

### 1438 TUF-PLUSH Premium Olefin Mat: 3/8" thick

Size	Estimated Weight
2' x 3'	5 lbs
3' x 4'	10 lbs
3' x 5'	11 lbs
3' x 10'	18 lbs
4' x 6'	17 lbs
<b>Rolls</b>	
36" x 60 ft	120 lbs
48" x 60 ft	150 lbs

Also available  
in Special Cuts.




# CARPET MATS

TYPE 1487

CHEVRON-RIB

## Chevron Colors



## 1487 CHEVRON-RIB HERRINGBONE

- ❖ 100% Polypropylene, Easy to Clean
- ❖ Course Fibers Scrape Debris from Shoes
- ❖ Fade and Stain Resistant
- ❖ Vinyl Backed

### 1487 CHEVRON-RIB High Traffic Mat, 3/8" thick

Size	Estimated Weight
2' x 3'	5 lbs
3' x 4'	10 lbs
3' x 5'	11 lbs
3' x 6'	12 lbs
4' x 6'	19 lbs
4' x 8'	23 lbs
<b>Rolls</b>	
36" x 60 ft	100 lbs
48" x 60 ft	125 lbs
72" x 60 ft	210 lbs

Also available  
in Special Cuts.



# CARPET MATS

TYPE 1437

## CATALINA

STANDARD

TYPE 1462

## CATALINA

PREMIUM



- ENTRANCES
- TRANSITION AREAS
- FLOOR PROTECTION
- ENHANCE SAFETY

## CATALINA OLEFIN Walk Off Mats – Standard or Premium

Indoor/Outdoor carpet mats trap dirt and moisture at the door.

- ❖ Fade Resistant
- ❖ Cleans Easily with a Vacuum or Hose
- ❖ Vinyl Backed
- ❖ Dries Quickly

### CATALINA 1437 STANDARD DUTY: 5/16" thick

Size	Estimated Weight
2' x 3'	5 lbs
3' x 4'	8 lbs
3' x 5'	11 lbs
3' x 6'	12 lbs
3' x 10'	20 lbs
4' x 6'	16 lbs
4' x 8'	20 lbs
4' x 10'	24 lbs

#### Rolls

36" x 60 ft	105 lbs
48" x 60 ft	128 lbs
72" x 60 ft	223 lbs

### CATALINA 1462 PREMIUM DUTY: 3/8" thick

Size	Estimated Weight
2' x 3'	6 lbs
3' x 4'	9 lbs
3' x 5'	12 lbs
3' x 6'	13 lbs
3' x 10'	21 lbs
4' x 6'	17 lbs
4' x 8'	22 lbs
4' x 10'	26 lbs

#### Rolls

36" x 60 ft	109 lbs
48" x 60 ft	133 lbs
72" x 60 ft	228 lbs

Red

Charcoal

Blue

Green

Brown

Chocolate

Also available in Special Cuts.



# CARPET MATS

TYPE 1425

## WATER WELL I

### Classic Colors

Blue

Gray

Pepper

Walnut

Red

ENTRANCES

HIGH TRAFFIC AREAS

FLOOR PROTECTION

ENHANCE SAFETY

TYPE 1426

## WATER WELL II

### Parquet Colors

Green

Charcoal

Burgundy

Navy



WATERWELL II  
PARQUET

WATERWELL I  
CLASSIC

WATERWELL MATS FEATURE  
SKID RESISTANT BACKING PATTERN

## WATER WELL Walk Off & Entrance Mats – Classic or Parquet

Indoor carpet mats trap dirt and moisture at the door. Skid resistant cleated backing.

- ❖ 100% polypropylene
- ❖ Cleans Easily with a Vacuum or Hose
- ❖ Rubber Molded Backing
- ❖ Traps More Than 1-1/2 Gallons of Water per sq. yard

1425 WATER WELL I - CLASSIC  
3/8" thick

1426 WATER WELL II - PARQUET  
3/8" thick

Size Estimated Weight

2' x 3'	5 lbs
3' x 4'	8 lbs
3' x 5'	10 lbs
3' x 10'	20 lbs
4' x 6'	17 lbs
4' x 10'	25 lbs

Size Estimated Weight

2' x 3'	6 lbs
3' x 4'	10 lbs
3' x 5'	11 lbs
3' x 10'	23 lbs
4' x 6'	18 lbs
4' x 10'	29 lbs

Custom sizes are not available for this product.

# SCRAPER MATS

TYPE 1465

TWIST-LOOP



## 1465 TWIST-LOOP Outdoor Scraper Mat

- ❖ Aggressive Scraping Action
- ❖ Vinyl Backed
- ❖ Fade and Stain Resistant
- ❖ Twisted Loop Non-Absorbant Fibers

1465 TWIST-LOOP (formerly Super-Trap): 3/8" thick

Size	Estimated Weight
3' x 4'	9 lbs
3' x 5'	11 lbs
3' x 6'	12 lbs
3' x 10'	20 lbs
4' x 6'	17 lbs
Rolls	
36" x 60 ft	110 lbs
48" x 60 ft	150 lbs

Also available in Special Cuts.



### Twist-Loop Colors

Charcoal

Burgundy



# SCRAPER MATS

TYPE 1366

VINYL-LOOP

## 1366 VINYL-LOOP Outdoor Scraper Mat

- ❖ Rugged Vinyl Coated Nylon Loops
- ❖ Excellent Scraping Action
- ❖ All Weather Mat
- ❖ Vinyl Backed

1366 VINYL-LOOP: 3/8" thick

Size	Estimated Weight
2' x 3'	5 lbs
3' x 4'	10 lbs
3' x 5'	12 lbs
4' x 6'	18 lbs
Rolls	
36" x 60 ft	120 lbs
48" x 60 ft	170 lbs

Also available in Special Cuts.

INDOOR/OUTDOOR  
ENTRANCE  
SCRAPING ACTION  
TRAPS DIRT

### Vinyl-Loop Colors

Beige Tweed

Red / Black

Gray



# SCRAPER MATS

TYPE 1350  
NOMAD®

## Nomad Colors

Black

Brown

## 1350 3M® NOMAD Scraper 6050

- ❖ Aggressive Scraping Action
- ❖ Vinyl Backed
- ❖ For Medium Indoor Traffic
- ❖ To Clean, Simply Shake, Vacuum or Rinse

1350 NOMAD SCRAPER 6050: 3/8" thick


Size	Estimated Weight	Edge Finish
3' x 5'	12 lbs	Bevel 4 sides
4' x 6'	19 lbs	Bevel 4 sides

MEDIUM TRAFFIC

SAFE FOOTING

EASY TO CLEAN

DURABLE  
VINYL COIL



# SCRAPER MATS

TYPE 1451  
VINYL COIL  
TYPE 1450  
VINYL COIL LOGO

## 1451 VINYL-COIL Scraper Unbacked

- ❖ Spaghetti Coil Offers Safe Footing
- ❖ Unbacked for Drainage
- ❖ Great for Barefoot Areas
- ❖ Rated for Medium Traffic

1451 VINYL-COIL SCRAPER: 3/8" thick

Size	Estimated Weight	Edge Finish
3' x 5'	14 lbs	no borders
4' x 6'	21 lbs	no borders
<b>Rolls</b>		
36" x 20 ft	55 lbs / lf	no borders
48" x 20 ft	75 lbs / lf	no borders




LOGO OPTION: We offer custom logos on our Type 1450 Vinyl-Coil (same mat as 1451 but with Vinyl Backing)

## 1451 Vinyl-Coil Colors

Gray

Brown


Also available in Special Cuts.




# SCRAPER MATS

TYPE 1041


WET AREA



## Wet Area Colors



Blue



Tan


## 1041 3M® SAFETY-WALK WET AREA 3200

- ❖ Resistant to Body Oils, Fungus & Mildew
- ❖ Open Back Promotes Drainage
- ❖ Ideal for Showers, Locker Rooms, or any Barefoot Area
- ❖ Heavy Traffic
- ❖ UV Stable
- ❖ Promotes Safe Footing

1041 SAFETY-WALK WET AREA 3200: 1/4" thick

Size	Estimated Weight	Edge Finish
36" x 20 ft	50 lbs	no borders

Borders cannot be added to this product.



# SCRAPER MATS

TYPE 2502

BUBBLE-EZE

HOSTESS STATIONS

CASHIER STATIONS

CHECK STANDS

BEHIND COUNTERS

## 2502 BUBBLE-EZE – Raised Bubble Safety Mat

- ❖ Durable Molded Rubber
- ❖ Slip Resistant Surface
- ❖ Light Anti-Fatigue Qualities
- ❖ Molded Bevel Edges

2502 BUBBLE-EZE: 3/8" thick

Size	Estimated Weight
18" x 24"	6 lbs
24" x 36"	9 lbs
30" x 60"	22 lbs
30" x 10 ft*	43 lbs
30" x 20 ft*	84 lbs

Note – Not suitable for use in greasy areas.  
 \*Note – This mat is fused and will show a seam.





# SCRAPER MATS

TYPE 35  
FINGER TOP



## 35 FINGER TOP – Flexible Raised Finger Mat

- ❖ Durable Molded Rubber
- ❖ Bevel on all Sides for Safety
- ❖ Built-in Moisture Dam helps Retain Water
- ❖ Indoor/Outdoor Use
- ❖ Also Works as Anti-Fatigue Mat
- ❖ Excellent Scraping Action in any Weather

35 FINGER TOP: 5/8" thick

Size	Estimated Weight
24" x 32"	9 lbs
32" x 39"	15 lbs
36" x 72"	37 lbs

COLOR: BLACK

ENTRANCES  
BEHIND COUNTERS  
WORK STATIONS  
RESTROOMS



# SCRAPER MATS

TYPE 1625  
RIDGE-SCRAPER

## 1625 RIDGE-SCRAPER – Heavy Duty Rubber Safety Mat

- ❖ Indoor/Outdoor Use
- ❖ Promotes Safety
- ❖ Cleated Backing Helps Prevent Movement
- ❖ Now available with logos
- ❖ Reduces Slips and Falls
- ❖ Resilient for Worker Comfort
- ❖ Tapered Edge 4 Sides

1625 RIDGE-SCRAPER: 3/8" thick

Size	Estimated Weight
3' x 5'	20 lbs
4' x 6'	32 lbs
3' x 10'*	40 lbs

COLOR: BLACK (Plain Mats)  
LOGO MATS: MANY COLORS




This product available with CUSTOM LOGOS. Please request quote, information, etc.

\* This mat is fused and will show a seam.



**ANTI-FATIGUE**  
 TYPE 1082  
**PINNACLE**



**UPSCALE LOOK**  
**ULTRA THICK**  
**HIGH HEEL RESISTANT**  
**HI-QUALITY BERBER**  
**DEPARTMENT STORES**  
**HOTELS**  
**PHARMACIES**


**CUSTOM INSTALLATIONS FOR A PERFECT FIT**

**1082 PINNACLE - Upscale Berber Anti-Fatigue Floor Covering**

- ❖ Commercial Grade Berber Laminated onto Quality Sponge
- ❖ Exceptional Worker Comfort
- ❖ Standard and Custom Sizes

1082 PINNACLE: 1" thick		
Size	Estimated Weight	Edge Finish
3' x 5'	24 lbs	Tapered Edge
4' x 6'	39 lbs	Tapered Edge
Special Cut		
39-1/2" wide	6 lbs / lf	Square Edge*
79" wide	11 lbs / lf	Square Edge*
158" wide	22 lbs / lf	Square Edge*

\* Optional tapered edge may be added at no extra cost, please specify at time ordering.  
 Note: This product is MADE TO ORDER and will require extended lead time.  
 Not for use in wet areas.



Additional color selections available – see page 5 (1410 & 1422) colors.

# ANTI-FATIGUE

TYPE 2200

BLACK  
CLOUD-RUNNER



CUSTOM CUT

KITCHENS

BEHIND COUNTERS

ASSEMBLY LINES

PREP AREAS

INDUSTRIAL

COMMERCIAL



BEFORE



AFTER

## 2200 BLACK CLOUD-RUNNER - Anti-Fatigue Nitrile Runner

- ❖ Grease Proof Nitrile Formula
- ❖ Lightweight and Easy to Clean
- ❖ Non-Absorbent Closed Cell Formula
- ❖ Tapered Safety Edge
- ❖ Textured Surface Prevents Slips
- ❖ Continuous Lengths for Larger Areas
- ❖ Ultimate Anti-Fatigue Comfort


### 2200 BLACK CLOUD-RUNNER: 3/4" thick

Size	Style	Estimated Weight
24" x 75 ft	Solid or With Holes	140 lbs
36" x 75 ft	Solid or With Holes	210 lbs
48" x 75 ft	Solid or With Holes	280 lbs

THIS PRODUCT IS AVAILABLE IN CUSTOM LENGTHS and CUSTOM CUTS

Note: Not for use in wet areas.

Available in  
**SOLID TOP**  
or with  
**DRAIN HOLES.**



# ANTI-FATIGUE

TYPE 2300

WALRUS HIDE

2-Year Pro-rated  
Wear Warranty

Extraordinary  
Anti-Fatigue  
Mat.

## INTRODUCING NEW "WALRUS HIDE"



Color: Black

BEHIND COUNTERS  
INDUSTRIAL  
COMMERCIAL  
WORK STATIONS  
CASHIER STATIONS  
WALL to WALL

## 2300 WALRUS HIDE

Quite possibly one of the most versatile Anti-Fatigue mats available today. We've combined the top selling Anti-Fatigue mat with a patented Anti-Slip surface coating which yields an extremely comfortable mat available in standard mat sizes as well as seamless custom applications.

- ❖ Closed Cell Sponge with Ultra Durable Anti-Slip Top Coat
- ❖ Easy to Clean Surface
- ❖ Safety Edge Reduces Tripping
- ❖ Seamless Top
- ❖ Custom Shapes
- ❖ Insulating

### 2300 WALRUS HIDE

Size	Estimated Wt
3' x 4'	9 lbs
3' x 5'	12 lbs
Custom Sizes	.8 lbs/sq ft






# ANTI-FATIGUE

TYPE 2500

COMFORT  
ZONE



Color: Black Only



CHECK STANDS  
WORK STATIONS  
ASSEMBLY LINES  
BEHIND COUNTERS  
INDUSTRIAL AREAS  
INTERLOCKING

## 2500 COMFORT ZONE– Interlocking Rubber Anti-fatigue Mats

- ❖ Molded Rubber
- ❖ Molded Bevel Safety Edge
- ❖ Single or Connectable Sections
- ❖ Grease Resistant
- ❖ Anti-Slip Pebbled Surface
- ❖ Exceptional Worker Comfort
- ❖ Insulating Honeycomb Backing

### 2500 COMFORT ZONE: 1/2" thick

Stock Number	Style	Approx. Size	Estimated Weight
2500-RE28	End	28" x 36"	12 lbs
2500-RE36	End	36" x 24"	12 lbs
2500-RC28	Center	28" x 36"	12 lbs
2500-RC36	Center	36" x 24"	12 lbs
2500-RS	Single	28" x 36"	12 lbs

Note: Not recommended for use under high heels or chairs.





# ANTI-FATIGUE

TYPE 1075


CUSHION  
COMFORT

CROSS SECTION

LAMINATED VINYL TOP



SPONGE BASE



CHECK STANDS

WORK STATIONS

ASSEMBLY LINES

BEHIND COUNTERS

CUSTOM SIZES

Solid Black

Marbled Black

Marbled Blue

Marbled Dark Gray

## 1075 CUSHION COMFORT—Anti-fatigue Mats & Runners

- ❖ Custom or Standard Sizes
- ❖ Exceptional Worker Comfort
- ❖ Safety Bevel Edge all Sides
- ❖ Attractive Marbled Surface
- ❖ Insulated Backing
- ❖ Durable Surface Bonded to Sponge Base

### 1075 CUSHION COMFORT: 1/2" thick

Size	Estimated Weight
2' x 3'	10 lbs
3' x 5'	24 lbs
4' x 6'	36 lbs
<b>Cuts and Rolls</b>	
24" wide	3 lbs / lf
36" wide	5 lbs / lf
48" wide	6 lbs / lf

Rolls available up to 30 ft. long. This product is made to order. Please allow 3 to 4 weeks lead time.

Note: Not recommended for use under high heels or chairs. Not suitable for use in wet areas.


# ANTI-FATIGUE

TYPE 1025, 1026,  
1027, 1028

TREDLITE



Color: Gray, Black



Black

## TREDLITE – Sponge Vinyl Runners & Mats

- ❖ Increase Comfort & Safety
- ❖ Slip Resistant Surface – Pebbled or Ribbed
- ❖ Insulates Against Cold or Noise
- ❖ Economical

### TREDLITE SPONGE VINYL RUNNERS & MATS

Type No	Surface	Thickness	Size	Edge	Estimated Wt
1025	Ribbed or Pebbled	3/8"	24" x 60 ft		65 lbs
		3/8"	36" x 60 ft	Rounded	95 lbs
		3/8"	48" x 60 ft	2 Sides	125 lbs
		3/8"	72" x 60 ft		190 lbs
1026	Ribbed Only	5/8"	24" x 60 ft		125 lbs
		5/8"	36" x 60 ft	Rounded	185 lbs
		5/8"	48" x 60 ft	2 Sides	245 lbs
		5/8"	72" x 60 ft		370 lbs
Optional Bevel Edge can be added to end of runners above.					
1027	Ribbed or Pebbled	3/8"	27" x 36"	Rounded	6 lbs
		3/8"	36" x 60"	4 Sides	10 lbs
1028	Ribbed Only	5/8"	24" x 36"	Rounded	9 lbs
		5/8"	36" x 60"	4 Sides	23 lbs

HOSTESS  
STATIONS

CASHIER  
STATIONS

CHECK STANDS

BEHIND  
COUNTERS

INDUSTRIAL  
AREAS



Gray



1053 with Yellow Safety Edge

1054 with Solid Color Top

# ANTI-FATIGUE

TYPE 1053 & 1054  
CUSHION  
DIAMOND-DEKPLATE

## CROSS SECTION

LAMINATED VINYL TOP



SPONGE BASE

## 1053 CUSHION DIAMOND-DEKPLATE with Yellow Safety Edge 1054 CUSHION DIAMOND-DEKPLATE with Solid Color Top

Deeply embossed cushioned vinyl runner combines Anti-Fatigue comfort with excellent security under foot. The 1053 Yellow Edge option clearly delineates and brings attention to areas requiring caution.

- ❖ All Sides Beveled for Added Safety
- ❖ Chemical Resistant Surface
- ❖ NOT for Use in Wet Areas

### 1053 & 1054 CUSHION DIAMOND-DEKPLATE: 9/16" thick

Model	Approx. Size	Style	Est. Weight
1053	2' x 3'	Black w/Yellow Edge	9 lbs
1053	2' x 3'	Gray w/Yellow Edge	9 lbs
1053	3' x 5'	Black w/Yellow Edge	19 lbs
1053	3' x 5'	Gray w/Yellow Edge	19 lbs
1054	2' x 3'	Black Solid Color Top	9 lbs
1054	2' x 3'	Gray Solid Color Top	9 lbs
1054	3' x 5'	Black Solid Color Top	19 lbs
1054	3' x 5'	Gray Solid Color Top	19 lbs
1053	36" x 75'	Black w/Yellow Edge	248 lbs
1053	48" x 75'	Gray w/Yellow Edge	342 lbs
1054	36" x 75'	Black Solid Color Top	248 lbs
1054	48" x 75'	Gray Solid Color Top	342 lbs

This product is available in custom lengths. Some sizes/colors are made to order and have extended lead time.

CHECKSTANDS

WORK STATIONS

ASSEMBLY LINES

COUNTERS

CUSTOM SIZES



# RUNNER MATTING

TYPE 1031  
DURATRED

Black

GOLF COURSES

WEIGHT ROOMS

HORSE TRAILERS

HOCKEY RINKS

GENERAL  
INDUSTRIAL

## 1031 DURATRED – Golf Spike Resistant Rubber


- ❖ Rayon and Nylon Reinforced for Use in Heavy Traffic
- ❖ Spike and Cleat Resistant
- ❖ Extra Wide Corrugations for Easy Sweeping and Cleaning
- ❖ Slip Resistant

### 1031 DURATRED: 1/4" thick

Size	Estimated Weight
36" x 22 ft	135 lbs

Note – Not grease or oil resistant.

Also available  
in Special Cuts.



# CARPET PROTECTOR

TYPE 3548  
ANCHOR-RUNNER

Use in Offices,  
Hallways, Aisles  
and more.

## 3548 ANCHOR-RUNNER – Extra Heavy Duty Protection

- ❖ Heavy Gauge Transparent Vinyl
- ❖ Light Textured Surface Adds Safety
- ❖ Rigid Anchor Points Help Hold it in Place on Most Carpets

3548 ANCHOR-RUNNER: 5/16" thick

Size	Estimated Weight
24" x 50 ft	86 lbs
36" x 50 ft	110 lbs
48" x 50 ft	172 lbs

Also available  
in Special Cuts.

PROLONG  
CARPET LIFE

REDUCE  
MAINTENANCE

TRANSPARENT



# CARPET PROTECTOR

TYPE 3545  
GRIPPER-BACK

A Transparently  
Better Solution  
to Carpet Wear.

## 3545 GRIPPER-BACK – Transparent Vinyl Runner

- ❖ Diagonal Ribs Add Safety
- ❖ 3" Tapered Edge Helps Avoid Tripping
- ❖ Tiny Grippers Help hold Runner in Place
- ❖ Stain Resistant

3545 GRIPPER-BACK: 1/16" thick

Size	Estimated Weight
27" x 60 ft	57 lbs
36" x 60 ft	103 lbs
48" x 60 ft	132 lbs

Also available  
in Special Cuts.



# RUNNER MATTING

TYPE 1001  
PRO-TEKT

**Light Weight and Fine Textured.**

**Black**

## 1001 PRO-TEKT– Cost Effective Slip Resistant Vinyl Runner


- ❖ Low Profile Reduces Trip Hazards
- ❖ Light Weight and Flexible
- ❖ Pebble Surface adds Slip Resistance
- ❖ Cuts Easily for Custom Fit

1001 PRO-TEKT: 1/8" thick

Size	Estimated Weight
36" x 60 ft	85 lbs
48" x 60 ft	110 lbs
72" x 60 ft	176 lbs

Also available in Special Cuts.

- TOOLBOX LINER
- AISLES
- WALKAWAYS
- WORK AREAS
- ASSEMBLY LINES
- STORE ROOMS



# RUNNER MATTING

TYPE 1008  
KLEEN-RITE

**Black**

## 1008 KLEEN-RITE – Textured Rubber Runner

- ❖ Non-Directional Pattern Provides Safe Footing
- ❖ Ideal for Anti-Slip Surface on Utility Equipment, Golf carts, etc.
- ❖ Helps Absorb Noise
- ❖ Protects Floors

1008 KLEEN-RITE: 3/32" thick

Size	Estimated Weight
48" x 150 ft	380 lbs

Also available in Special Cuts.

**Durable and Abrasion Resistant.**

# RUNNER MATTING

TYPE 1000

RUBBER

TYPE 1002


RUBBER

TYPE 1010

VINYL

TYPE 1011

VINYL



## CORRUGATED "DEEP GROOVE" RUNNERS

- ❖ Floor Protection
- ❖ Effectively Scrapes Debris from Shoes
- ❖ Pliable
- ❖ Cleans Easily
- ❖ Promotes Safe Footing

### 1000 / 1002 / 1010 CORRUGATED RUNNERS

Type No	Material	Size	Weight	Color	Thickness
1000	Rubber	24" x 150 ft	223 lbs	Black	1/8"
1000	Rubber	36" x 150 ft	308 lbs	Black	1/8"
1000	Rubber	48" x 150 ft	450 lbs	Black	1/8"
1000	Rubber	72" x 75 ft	308 lbs	Black	1/8"
1002	Rubber	36" x 75 ft	400 lbs	Black	1/4"
1010	Vinyl	24" x 105 ft	175 lbs	Black	1/8"
1010	Vinyl	36" x 105 ft	235 lbs	Black	1/8"
1010	Vinyl	48" x 105 ft	320 lbs	Black	1/8"

Also available in Special Cuts.



"DEEP GROOVE"  
Corrugated

## EZY KLEEN "ROUND RIB" RUNNERS

- ❖ Floor Protection
- ❖ Effectively Scrapes Debris from Shoes
- ❖ Resistant to many Acids and Chemicals
- ❖ Promotes Safe Footing

### 1011 EZY KLEEN RUNNERS


Type No	Material	Size	Weight	Color	Thickness
1011	Vinyl	24" x 105 ft	160 lbs	Black	1/8"
1011	Vinyl	36" x 105 ft	236 lbs	Black or Gray	1/8"
1011	Vinyl	48" x 105 ft	305 lbs	Black	1/8"
1011	Vinyl	60" x 105 ft	370 lbs	Black	1/8"

Also available in Special Cuts.

Note: Rubber material tends to remain more pliable than vinyl in cold conditions and also resists curling, shrinking and separating. We do not recommend cementing or gluing these materials to floor.



"EZY KLEEN"  
Round-Rib



**ANTI-SLIP**  
TYPE 1051  
**DIAMOND PLATE**

Black

Gray

**Promotes  
Safety and  
Protects  
Floors.**


**1051 DIAMOND PLATE – Vinyl Deckplate Runner**

- ❖ Resistant to Normal Oils and Industrial Cleaners
- ❖ Long Wearing Vinyl for Heavy Duty Use
- ❖ Embossed Deckplate Pattern
- ❖ Attractive and Practical

**1051 DIAMOND PLATE: 5/32" thick**

Size	Estimated Weight
36" x 75 ft	195 lbs
48" x 75 ft	245 lbs

Also available in Special Cuts.



**SWITCHBOARD**  
TYPE 1060  
**MILITARY SWITCHBOARD**

**Attractive  
diamond  
deckplate surface  
pattern offers  
added slip  
resistance.**

**1060 MILITARY DIAMOND SWITCHBOARD**

- ❖ Insulating for High Voltage Application, Max. 3000 VAC
- ❖ Tested to Mil-DTL-15562G Type III
- ❖ Proof Tested at 15,000 Volts over Entire Surface
- ❖ Oil, Ozone, Fire and Corona Resistant
- ❖ Dielectric Test - 30,000 volts
- ❖ May be Exposed to Sulfuric Acid


**1060 MILITARY DIAMOND SWITCHBOARD: 3/16" thick**

Size	Estimated Weight
36" x 75 ft	285 lbs

Also available in Special Cuts.

Gray





# SWITCHBOARD

TYPE 1050

CORRUGATED SWITCHBOARD

Black

## 1050 A.S.T.M. CORRUGATED SWITCHBOARD

- ❖ Protection against electrical shock around high voltage apparatus
- ❖ Conforms to OSHA requirements & tested to ASTM D-178 Type II Class II
- ❖ Meets all optional requirements for Ozone, Flame and Oil resistance
- ❖ Proof Tested at 20,000 VAC                      ❖ Maximum use voltage 17,000 VAC
- ❖ Dielectric Test Voltage – 30,000 VAC

**1050 CORRUGATED SWITCHBOARD: 1/4" thick**

Size	Estimated Weight
36" x 75 ft	390 lbs

Also available in Special Cuts.

Protect  
Your  
Personnel

# SWITCHBOARD

TYPE 1052

SMOOTH TOP SWITCHBOARD

Black

Blue


## 1052 SMOOTH TOP SWITCHBOARD

- ❖ Meets requirements for Mil-DTL-15562G, Type II
- ❖ Flame and Abrasion Resistant
- ❖ Insulating for High Voltage Application Not Exceeding 3,000 volts
- ❖ Durable Smooth Vinyl
- ❖ Easy to Clean Smooth Surface

**1052 SMOOTH TOP SWITCHBOARD: 1/8" thick**

Size	Estimated Weight
36" x 75 ft	245 lbs

Also available in Special Cuts.



Color: Black Only

Use: Indoors Only

## 2560 TILE LOCK – Interlocking Weight Room Matting System

- ❖ Durable Molded Rubber not Recycled
- ❖ Molded Safety Bevel Edge
- ❖ No Gluing, Easy Installation
- ❖ Low Maintenance, Clean with Soap and Water
- ❖ Protect Floors from Dropped Weights
- ❖ Anti-Slip Surface

2560 TILE LOCK: 3/8" thick

Section	Size	Estimated Weight
Full Block	2' x 2'	12 lbs
Border	1' x 2'	6 lbs
Corner (outside)	1' x 2' x 2'	9 lbs

This product is special order, allow 2 to 4 weeks lead time.

## SPORTS MATTING


TYPE 2560  
TILE LOCK

WEIGHT ROOMS

GYMS

NON-GREASE  
WORK STATIONS

REDUCES NOISE



\*This is a "glue down" product and should be professionally installed.

## SPORTS MATTING

TYPE 1035  
ENVIRO-GYM

GYMS

FITNESS STUDIOS

LOCKER ROOMS

DECKS & PATIOS

## 1035 ENVIRO-GYM SPORTSFLOOR – Made from recycled crumb rubber.

This Easy-To-Install\* sportsfloor is extremely durable and attractive. Plus it is eco-friendly.

- ❖ Recycled SVR Tire Rubber
- ❖ Easy to Clean, just Damp Mop and let Dry
- ❖ Indoor/Outdoor
- ❖ Solid Black Mats are 100% Recycled Material, Standard Ration Speckled Mats are 85% Recycled

1035 ENVIRO-GYM: 3/8" thick

Size	Color	Estimated Wt
48" x 50 ft	Solid Black	400 lbs
48" x 50 ft	Colored Speckled (20%)	400 lbs
Adhesive	4 gal Pail	52 lbs (covers 400 sq ft)

Full roll sales only. Special Order, allow 2-4 weeks lead time.

Colors

Solid Black

Red Speckled

Green Speckled

Blue Speckled



## SPECIALTY MATTING

TYPE 5051  
TAC-MAT

### 5051 TAC-MAT – Contaminate Control Dry Mat

- ❖ 4 Sets of 30 Disposable Peel-Off Sheets per Pad
- ❖ Thin Layers of Adhesive Coated Film Effectively Removes Dirt, Contaminants & Particulates from Shoes
- ❖ Adhesive Backing Secures Pad to Floor
- ❖ Water Based Adhesive

5051 TAC-MAT: 3/16" thick

Size	Estimated Weight
18" x 36"	8 lbs
26" x 45"	13 lbs

CLEAN ROOMS  
PHARMACEUTICALS  
MICROELECTRONICS  
FOOD PROCESSING  
MEDICAL  
DUST CONTROL



## SPECIALTY MATTING

TYPE 402  
SANI-MATE

### 402 SANI-MATE – Disposable Urinal & Commode Mats

- ❖ Up to 30 Day Protection
- ❖ Absorbant 50 oz Pad
- ❖ Eliminate Spot Mopping
- ❖ Odor Control
- ❖ Enhances Restroom Image
- ❖ Mats are Packed Six Per Case

402 SANI-MATE

Style	Size	Estimated Weight
402-I Urinal	21" x 18-1/2"	8 lbs per cs/6
402-II Commode	23-1/2" x 22"	9 lbs per cs/6

If Appearance Matters,  
Don't Leave Out the Restroom!

Black

# INTERLOCKING TILES

TYPE 2554

DRI-DEK®

WORK STATIONS

SHOWERS

ASSEMBLY LINES

BEHIND COUNTERS

SAUNAS

POOLS & SPAS

COMPARTMENTS

LOCKER ROOMS

Easy snap-together system.


The Edge and Corner provide a safety border to meet OSHA regs.

## 2554 DRI-DEK® Interlocking "Snap Together" Vinyl Tiles

- ❖ Excellent Slip Resistance from Wet Floor
- ❖ EasyCut for Custom Installations
- ❖ Contains OXY-B1 for Mold, Mildew and Bacteria Protection
- ❖ Safety Bevel Edge and Corner Pieces help meet OSHA regs
- ❖ Flow-through Design for Best Drainage
- ❖ Extensive Color Selection

2554 DRI-DEK®: 9/16" thick

Description	Size	Estimated Weight
TILE	12" x 12"	1 lbs.
BEVEL EDGE	2" x 12"	4 oz.
CORNER	2" x 2"	1 oz.



# INTERLOCKING TILES

TYPE 2557  
POLY-LOK

WORK STATIONS

SHOWERS

INDUSTRIAL AREAS


BEHIND COUNTERS

ANIMAL CAGES


POOLS & SPAS

HORSE STALLS


LOCKER ROOMS



Pool blue



Teal




Green



Tan




Yellow



Gray



Black



Red

## 2557 POLY-LOK – Interlocking “Heavy Duty” Vinyl Tiles

- ❖ Excellent Slip Resistance from Wet Floors
- ❖ Indoor & Outdoor Use
- ❖ Not Affected by Heat, Cold, or Sun
- ❖ May be Cut for Custom Fit
- ❖ Safety Bevel Edge System Helps Reduce Tripping
- ❖ Open Grids for Best Drainage
- ❖ UV Stabilized and Fungus Resistant
- ❖ Made of 100% Recycled PVC


### 2557 POLY-LOK: 3/4" thick

Style No.	Description	Size	Estimated Weight	Color
2557HD	Tile, Heavy Duty*	12" x 12"	1.5 lbs.	Black
2557STD	Tile, Std. Duty	12" x 12"	1.5 lbs.	Black
2557STD	Tile, Std. Duty	12" x 12"	1.5 lbs.	Colors
2557CR	Corner Ramp**	2 1/2" x 14"	0.5 lbs.	Black
2557CR	Corner Ramp**	2 1/2" x 14"	0.5 lbs.	Colors***
2557ER	Edge Ramp**	2 1/2" x 12"	0.5 lbs.	Black
2557ER	Edge Ramp**	2 1/2" x 12"	0.5 lbs.	Colors***

\* May be used for forklift traffic.

\*\* Specify MALE or FEMALE when ordering ramps.

\*\*\* Not available in all colors.



# KITCHEN / INDUSTRIAL

TYPE 5000

VIP  
RED CLOUD

5-Year Warranty  
against breakdown  
from grease\*

- KITCHENS
- COOKLINES
- BARS
- PREP AREAS
- WAITRESS PICK-UP
- ASSEMBLY LINES
- BEHIND COUNTERS

## 5000 VIP RED CLOUD – Ultimate Anti-Fatigue Solution

- ❖ Light Weight, Easy to Clean
- ❖ Tapered Safety Edge
- ❖ Drainage Holes
- ❖ Grease Proof
- ❖ Anti-Slip Textured Surface
- ❖ Non-Absorbent "Closed-Cell" Nitrile Rubber
- ❖ Extremely Comfortable

5000 VIP REDCLOUD: 3/4" thick

Size	Estimated Weight
3' x 5'	14 lbs

\*Prorated and mats must be maintained according to factory recommendations.  
NOTE: Not for use in wet areas. IMPORTANT: See cleaning requirements, Pg. 52.

Insist on the  
Best when  
Performance  
and Quality  
Matter.

# KITCHEN / INDUSTRIAL

TYPE 2200

VIP  
BLACK CLOUD

5-Year Warranty  
against breakdown  
from grease\*

CASHIER STATIONS

KITCHENS

LABORATORIES

BARS

PREP AREAS

WAITRESS PICK-UP

ASSEMBLY LINES

BEHIND COUNTERS

SOLID TOP OR WITH DRAIN HOLES

## 2200 VIP BLACK CLOUD – Ultimate Anti-Fatigue Solution


- ❖ Light Weight, Easy to Clean
- ❖ Tapered Safety Edge
- ❖ Drainage Holes or Solid Top
- ❖ Grease Proof
- ❖ Anti-Slip Textured Surface
- ❖ Non-Absorbent "Closed-Cell" Nitrile Rubber
- ❖ Extremely Comfortable

### 2200 VIP BLACK CLOUD: 3/4" thick

Product No.	Style	Size	Estimated Weight
2200-35	Solid Top	3' x 5'	14 lbs.
2200-35H	Drainage Holes	3' x 5'	14 lbs.
2200-23	Solid Top	2' x 3'	8 lbs.

\*Prorated and mats must be maintained according to factory recommendations.  
NOTE: Not for use in wet areas. IMPORTANT: See cleaning requirements, Pg. 52.

Black color does  
not show dirt like  
standard red mats.  
Ideal for areas  
exposed to  
public view.



# KITCHEN / INDUSTRIAL

TYPE 2520

VIP DELUXE

VIP DELUXE RED has a 5-Year Warranty against breakdown from grease\*

VIP DELUXE BLACK has a 1-Year Warranty for general use in bars, and non-grease service areas\*

## RECOMMENDED USAGE

VIP DELUXE - BLACK  
BARS  
NON-GREASE  
SERVICE AREAS

VIP DELUXE - RED  
COOK LINES  
FRY STATIONS  
GREASY  
INDUSTRIAL AREAS

## 2520 VIP DELUXE – Heavy Duty Rubber Anti-Fatigue & Anti-Slip

- ❖ 7/8" Overall Thickness
- ❖ Excellent Drainage
- ❖ Grease Proof/General Purpose Versions
- ❖ Anti-Slip Provides Safe Footing
- ❖ The Industry's "Work-Horse"

## 2521 VIP LITE – Light Duty version of our heavier mat above

- ❖ 1/2" Overall Thickness
- ❖ Grease Resistant & General Purpose Versions

### 2520 VIP DELUXE / 2521 VIP LITE

Product No.	Version	Size	Thickness	Estimated Weight
2520	VIP DELUXE	58 1/2" x 39"	7/8"	40 lbs
2520	VIP DELUXE	29" x 39"	7/8"	21 lbs
2521	VIP LITE	58 1/2" x 39"	1/2"	35 lbs
2521	VIP LITE	29" x 39"	1/2"	19 lbs

\*Prorated and mats must be maintained according to factory recommendations.

**IMPORTANT:** See Cleaning Requirements, Pg 52.

TYPE 2521

VIP LITE


VIP LITE RED Warranted against breakdown from grease for 2 years in light grease applications.\*

## RECOMMENDED USAGE

VIP LITE - BLACK  
BARS  
NON-GREASE  
SERVICE AREAS

VIP LITE - RED  
LIGHT GREASE AREAS





## KITCHEN / INDUSTRIAL

TYPE 3525

VIP TUFFDEK

VIP TUFFDEK RED  
2-Year Warranty  
against breakdown  
from light grease\*

VIP TUFFDEK BLACK  
General Purpose – For  
use in bars, service areas  
and any non-grease  
kitchen / industrial area.

### 3525 VIP TUFFDEK – Heavy Duty Rubber Anti-Fatigue & Anti-Slip


- ❖ Improved Productivity
- ❖ Grease Resistant or General Purpose
- ❖ 3/4" Thick
- ❖ The Lighter "Heavy Duty Mat"
- ❖ Excellent Drainage

3525 VIP TUFFDEK: 7/8" thick

Size	Estimated Wt
3' x 5'	36 lbs
3' x 3'	21 lbs
3' x 2'	14 lbs

\*Prorated and mats must be maintained according to factory recommendations. IMPORTANT: See Cleaning Requirements, Pg 52.

RESORTS  
WAITRESS PICK-UP  
PREP AREAS  
ASSEMBLY LINES



## KITCHEN / INDUSTRIAL

TYPE 3520

VIP FLOORMATE

VIP FLOORMATE RED  
2-Year Warranty  
against breakdown  
from moderate grease\*

VIP FLOORMATE BLACK  
General Purpose – For  
use in bars, service areas  
and any non-grease  
kitchen / industrial area.

### 3520 VIP FLOORMATE – Heavy Duty Rubber Anti-Fatigue & Anti-Slip

- ❖ Improved Productivity
- ❖ Grease Resistant and General Purpose
- ❖ 3/4" Thick
- ❖ Economical Alternative Thick Mat
- ❖ Drain Holes

3520 VIP FLOORMATE: 7/8" thick

Size	Estimated Wt
58-1/2" x 39"	38 lbs
29" x 39"	20 lbs

\*Prorated and mats must be maintained according to factory recommendations. IMPORTANT: See Cleaning Requirements, Pg 52.

DISHWASH  
WAITRESS PICK-UP  
INDUSTRIAL  
PREP AREAS




# KITCHEN / INDUSTRIAL

TYPE 2540

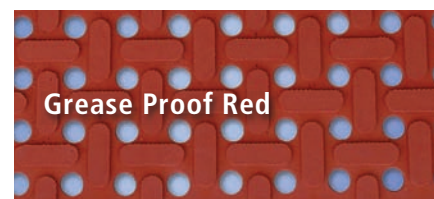
VIP GUARDIAN

**2-Year Warranty  
against breakdown  
from grease\***

LIGHT DUTY  
KITCHENS  
BARS  
PREP AREAS  
WAITRESS PICK-UP  
ASSEMBLY LINES  
BEHIND COUNTERS



Grease Proof Black



Grease Proof Red

## 2540 VIP GUARDIAN – High Quality, Light Weight Grease Proof Mat

- ❖ Non-Absorbant Closed-Cell Rubber
- ❖ 100% Nitrile Grease Proof Formula
- ❖ Excellent Drainage for Wet Areas
- ❖ Reversible for Extended Life
- ❖ Low Profile, Only 1/4" Thick
- ❖ Anti-Slip & Anti-Fatigue

### 2540 VIP GUARDIAN: 1/4" thick

Size**	Estimated Weight
3' x 5'	18 lbs
3' x 10'	36 lbs
3' x 15'	55 lbs

\* Prorated and mats must be maintained according to factory recommendations.

\*\* Sizes longer than 5 ft are seamed. Note: Not recommended for wheeled equipment traffic.

IMPORTANT: See Cleaning Requirements, Pg. 52.

**Both Red and  
Black Versions are  
Grease Proof.**

# KITCHEN / INDUSTRIAL

TYPE 4420

VIP  
DURALOK


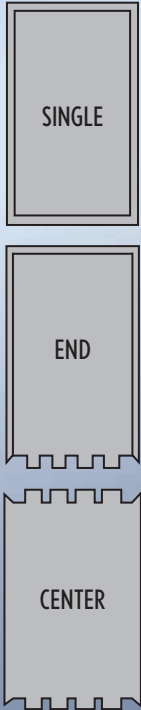
2-Year Warranty  
against breakdown  
from grease\*

Eliminates the Need  
for Extra Connectors  
or add-on Bevel.

KITCHENS  
BARS  
PREP AREAS  
WAITRESS PICK-UP  
ASSEMBLY LINES  
BEHIND COUNTERS

**BLACK** - General Purpose  
For use in bars, service  
areas and any non-grease  
kitchen / industrial area.

**RED** - Grease Resistant  
For use in light to  
moderate grease  
applications.



## 4420 VIP DURALOK – Heavy Duty Interlocking Matting

- ❖ 3/4" Overall Thick Rubber
- ❖ Excellent Drainage
- ❖ Grease Resistant And General Purpose Versions
- ❖ Center and End Sections Easily Accommodate Any Area
- ❖ Anti-Slip and Anti-Fatigue
- ❖ Molded Connector System
- ❖ Molded Bevel Edging or Stub Edge Style

### 4420 VIP DURALOK: 3/4" thick

Size	Estimated Weight
Bevel Edge Style: Center, End or Single 38" x 61"	50 lbs
Stub Edge Style: Center, End or Single 3' x 5'	50 lbs

\* Prorated and mats must be maintained according to factory recommendations.  
IMPORTANT: See Cleaning Requirements, Pg. 52.



# KITCHEN / INDUSTRIAL

TYPE 2522

VIP TOPDEK SENIOR

TYPE 2530

VIP TOPDEK JUNIOR

**RED - Grease Resistant**  
See warranty applications.

Warranty: 2522 -  
\*1 year moderate grease

Warranty: 2530 -  
\*1 year light grease

\*Warranted against breakdown from grease.

**The Most Popular Mats in the Industry!**

## VIP TOPDEK – Molded Bevel Edge Rubber Mats

- ❖ 1/2" Overall Thick Rubber
- ❖ Light Grease Resistant and General Purpose Versions
- ❖ Excellent Drainage
- ❖ Anti-Slip and Anti-Fatigue
- ❖ Heavier Senior or Light Weight Junior Versions

### 2522 VIP TOPDEK SENIOR: 1/2" thick

Type	Size	Estimated Weight
2522 SENIOR	3' x 5'	25 lbs
2522 SENIOR	3' x 9'-10"	50 lbs
2522 SENIOR	3' x 14'-8"	75 lbs
2522 SENIOR	3' x 19'-6"	100 lbs

### 2530 VIP TOPDEK JUNIOR: 1/2" thick

Type	Size	Estimated Weight
2530 JUNIOR	3' x 5'	20 lbs
2530 JUNIOR	3' x 9'-10"	40 lbs
2530 JUNIOR	3' x 14'-8"	60 lbs
2530 JUNIOR	3' x 19'-6"	80 lbs

Note: Sections larger than 5 ft. long are fused and will show a seam.

\* Prorated and mats must be maintained according to factory recommendations.  
IMPORTANT: See Cleaning Requirements, Pg. 52.

DISHWASH

BARS

PREP AREAS


WAITRESS PICK-UP

ASSEMBLY LINES

BEHIND COUNTERS

WORK STATIONS

**BLACK - General Purpose**  
For use in bars, service areas and any non-grease kitchen / industrial area.



# KITCHEN / INDUSTRIAL

TYPE 2523

VIP PRIMA

**No Connectors to Lose!**

**BLACK** - General Purpose  
For use in bars, service areas and any non-grease kitchen / industrial area.

**RED** - Grease Resistant  
For use in light grease applications.


## 2523 VIP PRIMA – Connecting Rubber Mat System

- ❖ 1/2" Overall Thick Rubber
- ❖ Excellent Drainage
- ❖ Light Grease Resistant and General Purpose Versions
- ❖ Anti-Slip and Anti-Fatigue
- ❖ Light Weight for Easy Handling
- ❖ Snap Together to Easily Accommodate Any Area, Even 90 Degree Turns

2523 VIP PRIMA: 1/2" thick

Size	Estimated Weight
3' x 3'	13 lbs
3' x 5'	32 lbs

LIGHT DUTY KITCHENS  
BARS  
PREP AREAS  
WAITRESS PICK-UP  
ASSEMBLY LINES  
BEHIND COUNTERS



TYPE 2535

HONEYCOMB

## 2535 HONEYCOMB – Medium Duty Anti-Slip/Anti-Fatigue

- ❖ Honeycomb Design Adds Product Strength
- ❖ Light to Medium Applications
- ❖ Grease Resistant and General Purpose Versions
- ❖ Anti-Slip Surface Provides Safe Footing
- ❖ Excellent Drainage

2535 HONEYCOMB: 9/16" thick

Size	Estimated Weight
Available in General Purpose Brown or Red	
3' x 6'	32 lbs
3' x 4'	22 lbs
3' x 3'	17 lbs
3' x 2'	11 lbs



**BROWN** - General Purpose  
For use in bars, service areas and any non-grease kitchen / industrial area.

**RED** - Grease Resistant  
For use in light grease applications.

# KITCHEN / INDUSTRIAL

TYPE 1631

## NI-RIB RUNNER



WALK-INS

TRANSITION  
AREAS

PREP AREAS

WAITRESS  
PICK-UP

SHOWERS

LOCKER ROOMS

BEHIND  
COUNTERS

## 1631 NI-RIB – Versatile Nitrile Rubber Safety Runner

- ❖ 1/4" Overall Thick Rubber
- ❖ Reversible - Use Rib Side Up or Knob Side Up
- ❖ Grease Resistant for Areas of Minimal Exposure to Grease
- ❖ Light weight, Easy to Handle
- ❖ Anti-Slip "V" Rib surface Enhances Safety
- ❖ Available in Solid and Perforated Versions for Areas Requiring Drainage

### 1631 NI-RIB: 1/4" thick

Type	Size	Style	Estimated Weight
1631	36" x 60 ft	Solid	245 lbs
1631	48" x 60 ft	Solid	325 lbs
1631V	36" x 60 ft	Perforated	245 lbs
1631V	48" x 60 ft	Perforated	325 lbs

Also available in Special Cuts.  
Note: Runners may be fused in sections.



# KITCHEN / INDUSTRIAL

TYPE 1640

## REVERS-A-MAT

Reversible for  
Extended Life.

- ASSEMBLY LINES
- TRANSITION AREAS
- WALK-IN COOLERS
- PREP AREAS
- WAITRESS PICK-UP
- DISHWASH
- BEHIND COUNTERS
- BARs

Black: General Purpose

Red: Grease Resistant



## 1640 REVERS-A-MAT – Reversible Rubber Safety Runner

- ❖ 3/8" Overall Thick Rubber
- ❖ Light Weight, Easy to handle
- ❖ General Purpose or Grease Resistant for Areas Of Minimal Exposure To Grease
- ❖ Anti-Slip Knob Surface
- ❖ Anti-Fatigue for Worker Comfort
- ❖ Reduces Breakage of Dropped Objects
- ❖ Excellent Drainage in Wet Areas

### 1640 REVERS-A-MAT: 3/8" thick

Size	Estimated Weight
36" x 64 ft	280 lbs
48" x 30 ft	155 lbs

Also available in Special Cuts.

Note: Runners may be fused in sections and show seam.





## KITCHEN / INDUSTRIAL

TYPE 1435

SLIP-GARD

Brown

### 1435 SLIP-GARD – Mineral Coated Anti-Slip Runner

- ❖ Crushed Garnet Surface
- ❖ Polyurethane Backing Remains Flexible
- ❖ Extra Heavy Duty
- ❖ Grease Resistant
- ❖ Promotes Safety

1435 SLIP-GARD: 1/8" thick

Size	Estimated Weight
3' x 5'	12 lbs
3' x 10'	24 lbs
36" x 40 ft	95 lbs

Also available  
in Special Cuts.

RAMPS

WET AREAS

WASHING  
AREAS

FREEZERS



Knock down version  
ships UPS and FedEx!

## KITCHEN / INDUSTRIAL

TYPE 6477

PORTAMAT  
RACK

Speeds up handling,  
cleaning, and drying  
of kitchen, bar and  
industrial mats.

### 6477 PORTAMAT TRANSPORTER and WASH RACK

- ❖ Transport Your Soiled Mats with Ease
- ❖ Holds Up to 10 Large Mats (With Holes)
- ❖ 500 Lbs Capacity
- ❖ 42" L X 28" W X 40" H
- ❖ Zinc Plated
- ❖ 16 Gauge Cold Rolled 1" Tubular Steel
- ❖ 5" Swivel Casters
- ❖ Saves Time and Labor

6477 PORTAMAT TRANSPORTER

Type No.	Style	Estimated Weight
6477-KD	Knock Down	51 lbs
6477	Assembled	50 lbs

Fully Assembled  
or Knock Down





# CUTTING BOARDS

TYPE 501P, 502P, 503P

PLASTI-CUT

TYPE 501, 502, 503

RUBBER-CUT

RESTAURANT  
GRADE QUALITY

BAKERIES

SANDWICH STATIONS

STEAM TABLES

PREP AREAS

## CUTTING BOARDS – Polyethylene and Rubber

### PLASTI-CUT

- ❖ White High Density Thermoplastic
- ❖ Textured to Reduce Knife Slippage
- ❖ Warp Resistant
- ❖ Non Toxic and Non Absorbent

### RUBBER-CUT

- ❖ Tan High Density Foodgrade Rubber
- ❖ Non Toxic and Non Absorbent
- ❖ May be Resurfaced by Sanding
- ❖ Preserves Knife's Edge


### PLASTI-CUT White

### RUBBER-CUT Tan

SIZE	Type	Estimated Wt	Type	Estimated Weight
12" x 18" x 1/2"	501P	4 lbs	501	5 lbs
15" x 20" x 1/2"	501P	6 lbs	501	8 lbs
18" x 24" x 1/2"	501P	8 lbs	501	9 lbs
48" x 72" x 1/2" (rubber only)	N/A	—	501	76 lbs
48" x 96" x 1/2" (plastic only)	501P	79 lbs	N/A	—
Custom Sizes 1/2"	501P	2.5 lbs / sq ft	501	3.2 lbs / sq ft
12" x 18" x 3/4"	502P	6 lbs	502	8 lbs
15" x 20" x 3/4"	502P	8 lbs	502	11 lbs
18" x 24" x 3/4"	502P	12 lbs	502	17 lbs
48" x 72" x 3/4" (rubber only)	N/A	—	502	113 lbs
48" x 96" x 3/4" (plastic only)	502P	119 lbs	N/A	—
Custom Sizes 3/4"	502P	3.8 lbs / sq ft	502	4.7 lbs / sq ft
12" x 18" x 1"	503P	8 lbs	503	11 lbs
15" x 20" x 1"	503P	10 lbs	503	15 lbs
18" x 24" x 1"	503P	15 lbs	503	22 lbs
48" x 72" x 1" (rubber only)	N/A	—	503	150 lbs
48" x 96" x 1" (plastic only)	503P	158 lbs	N/A	—
Custom Sizes 1"	503P	5.0 lbs / sq ft	503	6.3 lbs / sq ft

Options: Please request quotation for custom shapes and cut-outs.

Note: None of the cutting boards are recommended for use with cleavers. See page 52 for care and cleaning.



## SHELF & CASE LINER

TYPE 3001  
NEOTEX



### 3001 NEOTEX – Flexible Protective Mesh Liner

- ❖ Durable Neoprene Coating
- ❖ Reduces Noise
- ❖ Easily Cut to Size
- ❖ Soft & Pliable, Won't Scratch Equipment
- ❖ Sanitary - Can be Sterilized by Boiling or Autoclaving
- ❖ Resistant to Oils, Grease, Food Acids, Heat and Wear

3001 NEOTEX: 1/8" thick

Size	Estimated Weight
26" x 50 ft	28 lbs

Also available  
in Special Cuts.


BENCHTOPS

DRAWER LINER

GLASSWARE DRYING

RESTAURANT SHELVES

LABORATORIES



## SHELF & CASE LINER

TYPE 3005  
VINA-TEX

### 3005 VINA-TEX – Protective Counter, Tray, & Shelf Liner

- ❖ Prevents Slipping on Trays
- ❖ Reduces Noise
- ❖ Lightweight Vinyl Easily Cuts to any Size
- ❖ Protects Parts in Drawers
- ❖ Economical

3005 VINA-TEX: 1/8" thick

Size	Estimated Weight
24" x 40 ft	8 lbs



## SHELF & CASE LINER

TYPE 2553  
FLEX-TILE



Color: Black

GLASSWARE  
DRYING

BENCH TOPS

SHELVES

COMPARTMENTS

STORE ROOMS

DRAWERS

### 2553 FLEX-TILE – Heavy Duty “Snap-Together” Liner Tile


- ❖ Durable PVC Vinyl
- ❖ Tiles “Snap-Together” to Accommodate Any Area
- ❖ Reduces Noise
- ❖ Excellent Drainage and Air Circulation
- ❖ Easily Cut to Size
- ❖ Textured Surface to Reduce Slippage

2553 FLEX-TILE: 9/16” thick

Size	Estimated Weight
12” x 12”	1 lbs

## SHELF & CASE LINER

TYPE 110  
CASE LINER  
TYPE 220  
CASE LINER



DRAWER LINER

DELI CASES

MEAT CASES

PRODUCE SHELVES

DISPLAY CASES

### 110/220 CASE LINER – Reduces Slippage in Display Cases

- ❖ Non-Slip Weave-Bubble Pattern
- ❖ Prevents Slipping on Trays
- ❖ Mildew Resistant
- ❖ Washable
- ❖ Easily Cut to Size
- ❖ Available In Light & Heavy Duty Versions
- ❖ Pvc Coated Polyester Scrim

#### CASE LINER

Type	Style	Size	Estimated Weight
110	Light Duty 6 oz / sq yd	36” x 60 ft	27 lbs
220	Heavy Duty 12 oz / sq yd	36” x 60 ft	48 lbs

# WATERHOSE

TYPE 724547

TEMPRA FLEX  
3/4" HOSE

TYPE 724311

TEMPRA FLEX  
5/8" HOSE



## TEMPRA-FLEX HOT WATER HOSES

### HEAVY DUTY

- ❖ 3/4" Inside Diameter
- ❖ 200°F Hot Water Rating
- ❖ Color: Red

### REGULAR DUTY

- ❖ 5/8" Inside Diameter
- ❖ 200°F Hot Water Rating
- ❖ Color: Red

#### TEMPRA-FLEX HOSES


Model	Style	Size	Estimated Weight
724547	Heavy Duty	3/4" x 50 ft	13 lbs
724311	Regular Duty	5/8" x 50 ft	12 lbs

Solid Brass

Coupling

Commercial

Grade.



# NOZZLE

TYPE 8155

NOZZLE

## HOSE NOZZLE – TWIST TYPE BRASS

- ❖ Solid Heavy Brass for Rugged Performance
- ❖ Double O-Ring
- ❖ Positive Shut-Off
- ❖ Rustproof
- ❖ Fine Mist to Full Stream
- ❖ Precision Machined

#### 8155 HOSE NOZZLE


Estimated Weight

.5 lbs

Reliable

Premiere

Brass.



## ACCESSORIES

TYPE 307

WONDER-GRIP

TYPE 305

STAY-PUT BACKING

TYPE 200

DOUBLE FACE TAPE

TYPE 300

HOOK & LOOP

### WONDER-GRIP – stabilizes mats over carpeted surfaces

- ❖ Loose Lay Under Vinyl Backed Mat
- ❖ High Tech Adhesive won't Transfer to Carpet
- ❖ Helps Prevent Movement and Creeping
- ❖ Easily Cuts to Size

#### 307 WONDER-GRIP – No Slip Anti-Skid Backing

Model	Size	Estimated Weight
307R-6	72" x 100 ft	30 lbs
307F-2	24" wide	.10 lbs Lf
307F-3	36" wide	.15 lbs Lf
307F-4	48" wide	.20 lbs Lf
307F-6	72" wide	.30 lbs Lf



### STAY-PUT BACKING – permanently installed movement reducer

- ❖ Holds any of our vinyl-backed mats in place on most indoor surfaces including wood, marble, tile and vinyl floors.

#### 305 STAY-PUT BACKING

Weight

.1 sq. ft

Note: Stay-Put backing is applied with special adhesives which may cause discoloration or staining on some floor surfaces. To order: When ordering a new mat, specify that you need STAY-PUT BACKING applied.

### HOOK & LOOP TAPE

Pressure Sensitive.



#### 300 HOOK & LOOP TAPE

Style	Size	Weight
300H Hook	1" x 150 ft	2.4 lbs
301L Loop	1" x 150 ft	2.4 lbs

### DOUBLE FACE TAPE

Pressure Sensitive.



#### 200 DOUBLE FACE TAPE

Size	Weight
2" x 75 ft	1 lbs

## SALES TOOLS

- FULL LINE CATALOG:** May now be viewed via 1) Hard Copy, 2) On Line at [www.cactusmat.com](http://www.cactusmat.com)
- INDIVIDUAL SALES SHEETS:** Available on key products and may be imprinted for promotional purposes.
- SAMPLE RINGS:** Complete line or customized for your specific marketing project.

## KITCHEN/INDUSTRIAL MATS: REPLACEMENT WARRANTY

Products designated as "grease proof" or "grease resistant" should be selected according to anticipated exposure to kitchen and industrial greases and oils. We never recommend any GENERAL PURPOSE black mats for use in any grease application. GREASE RESISTANT mats are designed for limited exposure to oils, while GREASE PROOF mats are the best choice for durability when exposure to grease and oil is heaviest. Any mat not properly maintained or used improperly will not yield the service life desired.

Replacement Warranty for Kitchen/Industrial mats: Cactus Mat's warranty is prorated and limited to the remaining warranty period from date of purchase. At the factory's discretion, replacement or credit will be extended equal to the prorated remaining period of coverage.

Note: Improper application, maintenance, handling, cutting, folding, exposure to chemicals\* or solvents\* or cleaning in dishwashers will shorten the usable life of the product, and will not be covered under this replacement warranty. Warranty claims must be pre-authorized by factory for return and shipped freight prepaid for inspection and evaluation.

\* please consult with factory for specific information prior to making purchase.

## CUTTING BOARDS: CARE AND CLEANING of PLASTIC AND RUBBER BOARDS

Wash boards using all purpose detergent and warm water, then wipe with sanitizer diluted with water.

**DO NOT** – use dishwasher, use bleach or chlorine at full strength, use cleavers and axes, expose to high heat, or stand boards larger than 18" x 24" on edge. Allow a minimum of 1" space between heated surface and board.

Recommended support of steam table or "shelf" type boards:

½" thick boards – support every 6", ¾" boards every 12", and 1" boards every 18".

## GENERAL RECOMMENDED CARE for products found in this catalog:

	<u>How to clean</u>	<u>Cleaner</u>	<u>Frequency</u>	<u>Drying</u>
<b>CARPET MATS</b> –	Vacuum, Hose/Shampoo Carpet extractor	Water based detergent or shampoo	As needed	Allow to fully dry before use
<b>VINYL MATS</b> –	Sweep, damp mop	Mild detergent and warm water.	As needed	Allow to fully dry before use

## KITCHEN MATS: CARE & CLEANING INSTRUCTIONS

Grease Resistant or Grease Proof matting subjected to grease and oil must be cleaned, both sides, on a regular basis (daily for busy commercial use), with **warm water**, a deck brush, and a mild detergent absent of bleach, chlorine or butyl.

For maximum performance, mats should be cleaned daily using a mild detergent, warm water and a deck brush to remove all grease. Mats not cared for properly (grease cleaned off daily), or use of mats not designed for greasy areas, may not provide the service you require and will not be covered by any warranty.

**Any mat that is worn, damaged, or presents a tripping hazard should be removed from service immediately.**

**DO NOT:** Fold Mats, use bleach or chlorine solutions, or wash in dishwasher. Do not use a degreaser. Do not steam clean (power wash) more than once per week. Do not place mats on floors treated with no rinse enzyme cleaner.

**STAINING:** Some vinyl floors may not be compatible with rubber mats and staining may occur. Buyer assumes responsibility should staining result.

Note: The above are general guidelines. Some of our products come with specific care and maintenance instructions which should be followed for maximum product life and service.

# CACTUS MAT TERMS AND CONDITIONS

## CACTUS MAT MFG. CO.

EFFECTIVE: April 2015  
Supersedes Catalog 74, Feb 2, 2009

### CORPORATE OFFICE/MAIN PLANT

930 West Tenth Street  
Azusa, CA 91702

Phone: (626) 969-0444  
Toll Free: (877) 827-3416  
Fax: (626) 969-6788

Web Site: [www.cactusmat.com](http://www.cactusmat.com)  
e-mail: [cactuskid@cactusmat.com](mailto:cactuskid@cactusmat.com)

## Terms & Conditions

1. **TERMS:** Net 30 days. We accept the following credit cards: MasterCard, VISA.
2. **FOB:** All shipments are FOB shipping point; Azusa, CA. (or as designated)
3. **FREIGHT:** Collect or 3rd Party, please specify carrier and any special handling requirements\* on PO. FedEx or UPS shipments will be made on a Prepay & Add basis, unless consignee billing is requested. We are not responsible for carrier accessorial charges, e.g. notify, redelivery, delays, sort & segregate, special services, etc. \*Shipments to schools, remote locations, government installations, residential, lift gates, etc.
4. **MINIMUM ORDER:** \$100.00. Orders less than \$100.00 will be processed with the addition of a \$20.00 (net) charge.
5. **RETURNED GOODS:** Please request RGA (Return Goods Authorization) within 60 days of purchase. Unauthorized returns will not be accepted. Authorized returns are subject to a 15% Restocking Fee, with a minimum charge of \$20.00. Special orders or custom cut material is not returnable.
6. **DROP SHIPMENTS:** We are pleased to process Drop Shipments for our dealers at no extra cost, (applicable freight charges not included).
7. **DAMAGE or SHORTAGES:** Title to goods changes to the consignee at time of pick-up by carrier. Please file claim for loss or damage with the delivering carrier. Always annotate damage/shortage on delivery receipt.
8. **FRACTIONAL INCH DIMENSIONS:** For pricing purposes, fractional inches will be rounded up to the next full foot increment. (except cutting boards, which will be rounded to the next full inch).
9. **TOLERANCES, WEIGHTS & COLORS:** Dimensions, weights and color representations are approximations only. Dye lots change, and no color match guarantee is implied on any order.
10. **WARRANTY:** All merchandise is warranted for a period of one year or as otherwise indicated against manufacturing defects (not a wear guarantee). Claims are subject to our inspection and approval, and must be supported by proof of purchase. Our liability, at the discretion of Cactus Mat, is limited to replacement, credit or repair of defective material on a PRORATED BASIS. Any stated warranty covers manufacturer's defects only, not wear. Misuse, improper application, improper care and maintenance will void the warranty.
11. **PRODUCT SELECTION AND USE:** The dealer and or consumer is responsible for determining that the product purchased is proper for the intended application.
12. **STAINING:** Interaction of physical properties of mats and floors may occasionally cause staining or discoloration of the floor. This is not an indication that the floor mat is defective, nor can a potential problem be determined in advance. Buyer assumes all responsibility should staining occur.
13. **GLUING MATS TO FLOOR:** Unless otherwise indicated, mats should NOT be glued down. Expansion and/or contraction could cause buckling and create a safety hazard.
14. **PRICES and SPECIFICATIONS** subject to change without notice.

**WARNING:** ANY MAT THAT BECOMES DAMAGED, DOES NOT LIE FLAT OR IS WORN ENOUGH TO PRESENT A HAZARD, SHOULD BE REMOVED IMMEDIATELY. BUYER HAS THE RESPONSIBILITY TO DETERMINE THE SUITABILITY OF THE PRODUCT AND ASSUMES ANY LIABILITY IN CONNECTION WITH SUCH USE.

# CACTUS MAT

## MANUFACTURING COMPANY

Look for us on the Web: [www.cactusmat.com](http://www.cactusmat.com)  
930 West Tenth St. Azusa, CA 91702  
Toll Free: (877) 827-3416



SM



Quality & Integrity  
Since 1930