

Commercial
Industrial



2012 Floor Care Catalog





Power. Quality and Innovation.

All over the world the Kärcher name stands for power, quality and innovation, and cleaning expertise that has been setting the highest of standards for 75 years. As the inventor of high-pressure cleaning, Kärcher is today a world market leader and one of the driving forces behind technological developments. More than 1,000 patents have been registered between 1935 and the present day, which also cover completely new machine categories such as the parts cleaner for industry and the Ice Blaster. More than 600 engineers and technicians at our engineering center are working on further improvements and new products, using the most advanced technologies in design, development and testing in their quest for even higher performance, longer service lives and better environmental protection. They are guided by the principle that, for us, the customer is the measure of all things.



Table of contents

Scrubbers	Page 8
Scrubber Accessories	Page 34
Extractors	Page 60
Extractor Accessories	Page 72
Sweepers	Page 82
Sweeper Accessories	Page 96
Vacuums	Page 112
Vacuum Accessories	Page 124
Industrial Sweepers	Page 144
Industrial Scrubbers	Page 154

Recognizing the signs of the times.

If you want to move and change things, you have to lead the way, and show your colors. The blue symbols representing the various building blocks of Kärcher ecoefficiency show at a glance how and where Kärcher's power of innovation achieves measurably greater and better efficiency. Kärcher ecoefficiency is implemented in all business areas and is an integral part of corporate policies and actions.



Measurable time saving

The simple equation of time equals money is still valid, however multiplied by the efficiency factor. More efficient machines allowing work to be carried out more quickly leads to significant labor cost savings. These allow a shorter payback period, greater added value and calculable competitive advantages.



Intelligent energy efficiency

Everything has its limits. At some point, more power doesn't make sense. The T 12/1 ecoefficiency dry vacuum cleaner proves that less can be more. Its 750 W motor uses 40% less electricity, achieving 98% of the cleaning performance of the basic unit thanks to flow-optimised suction channels, which is more than sufficient for maintenance cleaning.



Effective dust filtering

Dust is a nuisance to people and the environment and can also be detrimental to health. Kärcher vacuums feature efficient filter systems with innovative components, e.g. TACT and TACT² systems for fully automatic filter cleaning. With HEPA filters for hygienically clean, particle-free exhaust air. Fleece filter bags with a better degree of separation, double the retention capacity and longer service life compared to paper filter bags.



Material selection according to application

The selection of optimal materials is a never-ending challenge. New materials and production techniques open up new opportunities in manufacturing and the use of machines, accessories and consumables. Lightweight design, durability, avoidance of pollutants, recyclability and costs - standards that Kärcher takes into account in the manufacture of efficient and eco-friendly products.



Reduced material consumption

If there is one art that is efficient, it is the art of reduction. Less material consumption due to optimized designs is one aspect. Another is reducing the number of components. On average, Kärcher machines consist of significantly fewer components than comparable competitor models. This lighter weight not only saves driving energy, it also saves a serious amount of raw materials and energy in manufacture.



Less noise

Noise is not just unpleasant, it has shown to be damaging to health. Kärcher counters working noise both in its own production processes and for users. By reducing noise levels and power to an optimum level. An example of this is the T 12/1 ecoefficiency dry vacuum cleaner, which is 5 dB(A) quieter or, put another way, works with far less than half the noise level of the basic model.



Reduced CO₂ emissions

Reducing CO₂ greenhouse gas emissions a global objective. To reduce its CO₂ footprint, Kärcher is making its contribution on all levels of production and in all business areas: through optimized use of materials, energy and water, recyclable materials, as well as self-generated renewable energy.



Optimized company processes

Kärcher ecoefficiency simply means continuously trimming all processes in the company to achieve maximum efficiency. This results in constant optimization in all areas.



Reduced water consumption

Drinking water is precious and saving it protects natural resources and saves energy for processing, transport and disposal. Many Kärcher high pressure cleaners and scrubber driers already meet the eco:efficiency standard or come equipped with an eco:efficiency mode.



Comprehensive spare parts supply

Durable products can only fully develop their economical and environmental advantages if all spare parts are available until the end of their projected service life. Depending on the particular machine, Kärcher guarantees a spare parts supply for up to 10 years after a model goes out of production.



Extended service life

Manufacturing a machine consumes energy and raw materials. The longer a machine can be used, the better the raw materials from which it is made are used. High quality, reparability and a long-term spare parts supply ensure that Kärcher machines give years of reliable service.



Less waste water pollution

It is as easy as it sounds: water which has not been used, does not need to be disposed of. At the same time, dirty water should be concentrated in order to make work easier for sewage treatment plants. The Kärcher system, consisting of the machine, accessories and cleaning agents is fine-tuned to achieve maximum effect with minimum effort.



Recyclable

What cannot be avoided from the beginning in raw materials, must be reusable after a long machine life. Kärcher machines are currently already more than 90% recyclable.



Exemplary reparability

The simple replacement of complete assemblies may be the easiest solution, but is certainly not the most economical or environmentally friendly. As early as the development phase, Kärcher machines are designed for reparability: as few components and assemblies as possible, with as many standard parts as possible and the best possible accessibility.

Performance for professionals in all branches of industry.

Kärcher supplies high-performance, reliable and easy-to-operate machines to users in industry and the trades. We are firmly convinced that we satisfy the requirements of all customers in the various sectors to the highest possible degree through our innovative technology as well as comprehensive service and genuine partnership.

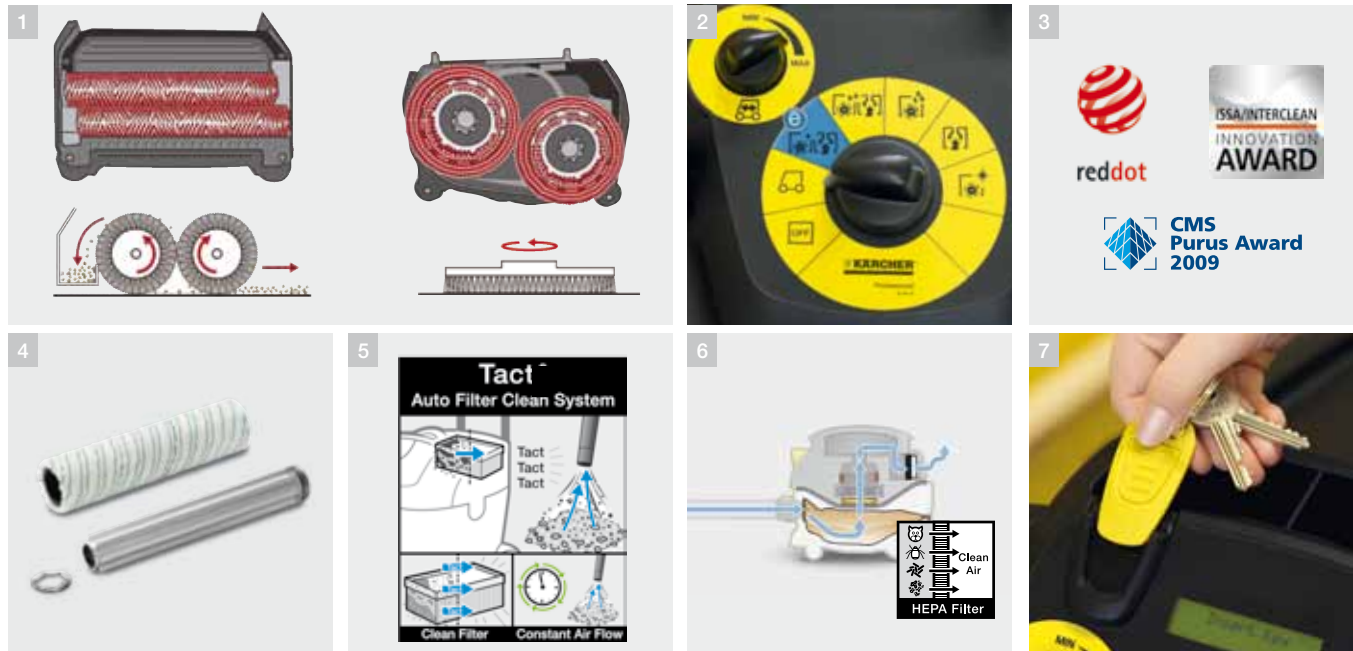


Commercial users who seek time-saving and easy-to-handle equipment for their daily cleaning tasks choose Kärcher Commercial, and that means innovative technology, practical details and a good cost-benefit ratio. We develop machines that feature ergonomics, compact design and mobility which not only eases the burden on the user, but in many cases also opens up completely new areas of application.

Kärcher Industrial focuses on industrial companies with the highest demands on equipment and systems both in respect of compliance with industrial standards and safety regulations, and incorporation in operational processes and the existing infrastructure. In addition, there are frequently challenges which necessitate advanced technologies and concepts, which we develop for and with the industry on a collaborative basis, and which we accompany over the entire useful life of the product as a reliable engineering and service partner.

New technologies for constantly improving products.

Innovation is the life blood of the world of technology. It is our most important success factor and we are continually developing new technologies that make work easier, simpler and more economically efficient. 50% of our products have been developed in the past five years. We consistently combine technology with functional design and environmental sustainability, and time and again we win awards for our achievements.



1 Scrubber dryer technology: right for every application

Kärcher provides innovative solutions in scrubber dryer technology for the widest variety of application. The revolutionary roller brush technology with up to 6 times the contact pressure that we invented has revolutionized scrubber drying.

2 Make no mistake

EASY Operation is an operating concept that prevents users from making mistakes by use of simple symbols. The symbols and settings, once learned, are the same for all of our sweepers and vacuum cleaners. This flattens the learning curve while increasing the safety and productivity of our products.

3 Quality you can see and understand

Anyone who sees a Kärcher machine will recognize quality. Those who use them will understand ergonomics, and experience what performance means. We are continually working on optimizing the combination of technology, design and operability. Our numerous design prizes give testament to this. And – much more importantly – so has the feedback of our customers.

4 A fine idea: the microfiber roller

The use of microfibers marks a quantum leap in the cleaning of hard surfaces. This Kärcher invention brings the advantages of highly friction-safe microfibers to the field of professional cleaning for the first time: tremendous bonding capacity for dirt, grease and water combined with robustness and problem-free cleaning.

5 Tact – the class leader in wet/dry vacuum cleaners

This development of the tried-and-tested Tact filter cleaning system offers constant high cleaning power and long filter service for continuous use. The NT 35/1 and NT 45/1 wet/dry vacuums are complete systems for the removal of large quantities of fine dust and coarse dirt.

6 Vacuuming in HEPA quality

Kärcher's 6x filter system with HEPA filters features a retention rate of up to 99.997%, making a major contribution to hygiene in hospitals, schools, etc. as well as to decreasing the potential for suffering allergies in general.


7 Key function security

The KIK system of the B 40 and B 60 (coming soon) offers much greater protection against operating errors. Operator's cannot change previously selected machine settings for a specific cleaning job or object. The operator only needs to insert the key. Since the machine can only be started with a coded key, it is protected against unauthorized use.

Programmed to shine.

Kärcher scrubber driers are a must have for professional cleaning companies. They are ideal for optimal cleaning and maintenance of both hard and resilient surfaces. From basic cleaning and maintenance to polishing, they are perfect for cleaning surfaces and edges. Floors are left perfectly clean, polished and hygienic.





1 The highest standard of cleanliness

The Kärcher microfiber roller is a state-of-the-art accessory. Unmatched on stoneware tiles, it achieves optimal results on all smooth or slightly structured floors.

2 Various types of squeegees

Kärcher scrubber driers use various squeegees depending on the surface to be cleaned: a straight squeegee for frequently alternating floor conditions and a curved squeegee for tiled floors. The excellent aerodynamics of the air flow ensure uniform vacuuming over the entire width of the squeegee. 4x reversible squeegees reduce operating costs.

3 Silent is better

Noise control is an important aspect of industrial safety; and for the health of operators and others. Kärcher scrubber driers operate almost silently and noise emission levels are being constantly reduced.

4 Easily accessible tanks

Dirty water tanks with large openings:

- easy to clean
- reduce bacteria levels
- hygienic

5 High-quality batteries

- large battery capacities for long use
- maintenance-free for easy handling and long life
- chargers compatible with batteries for long battery life
- discharge protection prevents damaging exhaustive discharge

6 Cleaning Diversity

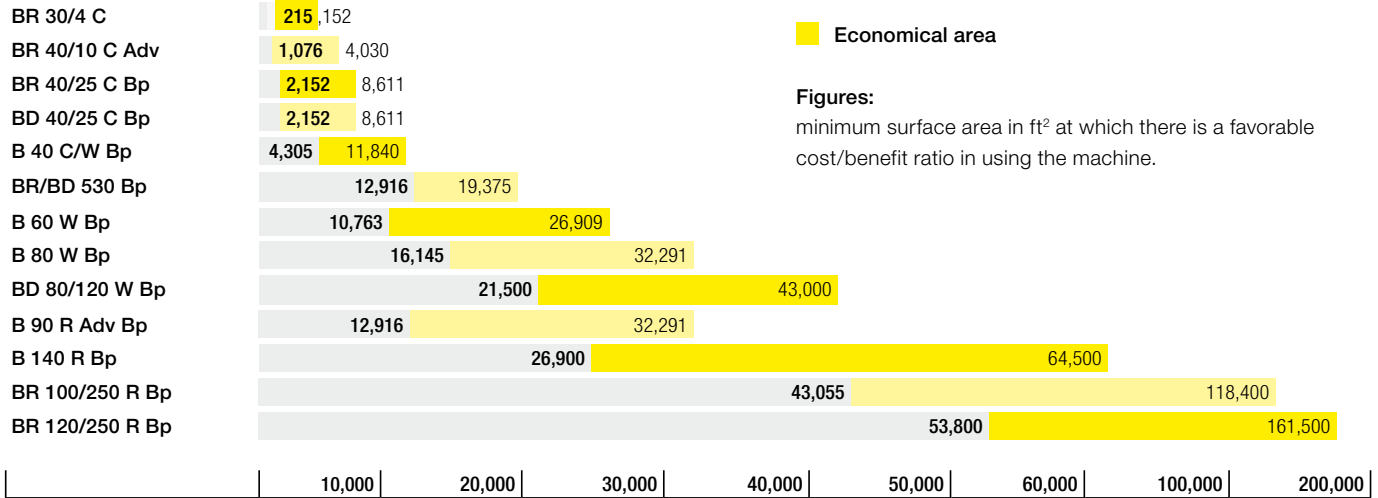
Kärcher scrubber driers with exchangeable heads provide the intelligent solution to many tasks. The fully compatible brush heads universally fit under various walk-behind and ride-on machines. This makes it possible to use roller or disc brushes alternately. Installation within seconds without having to use tools. This provides for flexibility and high capacity even when various types of surfaces are being cleaned. The brush heads are robust, durable and functional due to the standard side-skirt. The cleaning heads scrub and sweep in one step while saving water.

Which scrubber drier best suits your requirements?

The optimum scrubber drier for every area size.

To select the scrubber drier model that best suits your requirements, have a look at the costs. You need to know the size of the area to be cleaned and the intended cleaning frequency; then consider the economic aspects of the different models. To assist you in your choice, the table shows an overview of the various models.

Floor scrubbers / Scrubber driers



What the numbers and letters in the machine name mean:

The numbers and letters in the names of Kärcher scrubber driers stand for key data for these driers.

The key data in figures:

For scrubber driers, the key data is indicated by a combination of numbers (e.g. BD45/40 C). The first number denotes the working width (in cm) and the second number denotes the fresh/dirty water tank capacity (in liters). For scrubbers and polishing machines (e.g. BDP 51/2000 W), the first number denotes the working width and the second number the speed (rpm). In the case of B 80 W, the number denotes the fresh water tank capacity.

The machines have the following abbreviations:

- BR = Scrubber drier with roller
- BD = Scrubber drier with disc
- BRS = Scrubber with roller
- BDS = Scrubber with disc
- BDP = Polishing machine with disc



Performance index: tank capacity, working width and speed

The following letters denote the machine type and features:

- C = "compact" machines without traction drive
- W = "walk-behind" machines with traction drive
- R = "ride-on" machines

Features:

- Bp = battery powered
- FACT = three preset cleaning programmes

Overview of Kärcher's floor cleaning equipment.

	Working width, brush	Working width, vacuum	Theoretical working capacity in accordance with VDMA 24441 (ft ² /h)	Practical working capacity (ft ² /h)	Tank fresh/dirty water (gallons)	Traction drive via motor (W)	Tank-in-tank system	Variable contact pressure	Sweep function	Battery and charger included
Single-disc machines										
BDS 43/175 C	17"	-	-	-	-	-	-	-	-	-
BDS 51/175 C	20"	-	-	-	-	-	-	-	-	-
BDS 51/175-300 C	20"	-	-	-	-	-	-	-	-	-
Burnishers										
BDP 51/1500 C	20"	-	-	-	-	-	-	-	-	-
BDP 51/2000 C	20"	-	-	-	-	-	-	-	-	-
Micro Scrubber										
BRS 40/1000 C	16"	-	4,843	4,305	-	-	-	-	-	-
BR 30/4 C Adv	12"	12"	2,152	1,400	1 / 1	-	-	-	■	-
BR 40/10 C Adv	16"	16"	4,305	3,229	1 / 1	-	-	■	■	-
Compact scrubber driers										
BR 40/25 C	16"	30.5"	17,222	11,840	10.5 / 10.5	-	■	-	■	■
BD 40/25 C	16"	30.5"	17,222	11,840	10.5 / 10.5	-	■	-	■	■
BR 530 W	18"	33.5"	19,805	13,670	10.5 / 10.5	-	■	-	■	■
BD 530 W	18"	33.5"	19,805	13,670	10.5 / 10.5	-	■	-	-	■
Walk-behind scrubber driers										
B 40 W Bp	17" / 18" / 20" / 22"	33.5"	23,680 ⁴⁾	10,300 ⁴⁾	10.6 / 10.6	200	■	■	■	■
B 60 W Bp	22" / 26"	33.5"	27,986 ²⁾	17,760 ⁴⁾	15.85 / 15.85	200	■	■	■	■
B 80 W Bp	22" / 26" / 30"	37"	27,986 ²⁾	20,989 ²⁾	21 / 21	200	■	■	■ ¹⁾	■
BD 80/120 W Bp	32"	39"	36,250	26,000	32 / 35	560	-	■	-	■
Ride-on scrubber driers										
B 90 R Adv Bp	22" / 26" / 30"	37"	42,000 ²⁾	29,400 ²⁾	24 / 24	600	-	■	■ ¹⁾	■
B 140 R Bp	30" / 36"	42"	58,125 ³⁾	43,590 ³⁾	37 / 37	600	-	■	■ ¹⁾	■
BR 100/250 R Bp	40"	46"	64,600	48,400	66 / 66	1600	-	■	■	■
BR 120/250 R Bp	48"	55"	77,500	58,125	66 / 66	1600	-	■	■	■

■ Included in delivery. □ Accessories available. ■ NEW

¹⁾ In conjunction with R-head. ²⁾ In conjunction with R65 head. ³⁾ In conjunction with R90 head.

⁴⁾ In conjunction with R55 head.

BDS 43/175 C, BDS 51/175 C

Engineered for rugged dependability.

Kärcher's line of commercial-duty floor machines are built to endure the rigous demand of commercial cleaning with rugged construction and durable time-tested components. Utilizing cast aluminum housings rather than poly or stamped frames, the BDS machines are available in single and dual speed models.



BDS 43/175 C

BDS 51/175 C

- 66" frame, AC motor
- Dual capacitors for high-efficiency operation
- Rugged cast aluminum base full protective bumper

- All-steel triple planetary gear transmission
- Sure grip handle height adjustment
- Durable cast aluminum switch housing

Technical data

Pad speed	175 rpm	175 rpm
Pad diameter	17" (430 mm)	20" (510 mm)
Pad drive diameter	16" (410 mm)	19" (480 mm)
Optional brushes	Nylon, Polypropylene, mild or aggressive grit	Nylon, Polypropylene, mild or aggressive grit
Motor	1.5 hp single speed	1.5 hp single speed
Construction	Die cast aluminum base and handle housing	Die cast aluminum base and handle housing
Hand tube	1.5" (4 cm) cold rolled steel and non-marking PVC grips	1.5" (4 cm) cold rolled steel and non-marking PVC grips
Wheels	Two, 5" (127 mm) x 1.25" (30 mm) non-marking	Two, 5" (127 mm) x 1.25" (30 mm) non-marking
Electric rating	115 V, 60 Hz	115 C, 60 Hz
Weight	105 lbs (48 kg)	105 lbs (48 kg)
Dimensions (L x W x H)	23" x 18" x 47" (580 mm x 460 mm x 1190 mm)	24.5" x 21" x 47" (620 mm x 530 mm x 1190 mm)

Equipment

High mounted handle lock / Height adjustment	■	■
Heavy duty construction, Non-marking PVC bumper	■	■
Dual main switch levers	■	■
Thumb activated safety interlock	■	■
Order No.	9.840-469.0	9.840-471.0

■ Included in delivery. □ Accessories available.

BDS 51/175-300 C

Variable speed cleaning.



Increase your efficiency with variable 175 to 300 rpm dual speed control. 175 rpm handles scrubbing and stripping with ease, while 300 rpm is ideal for polishing and buffing.

Floor scrubbers /
Scrubber driers

BDS 51/175-300 C

- Adjustable handle height
- Two speeds for increased productivity
- Cast aluminum base

Technical data

Pad speed	175-300 rpm
Pad diameter	20" (510 mm)
Pad drive diameter	19" (480 mm)
Optional brushes	Nylon, Polypropylene, mild or aggressive grit
Motor	1.75 hp (1305 watt), DC enclosed PM motor
Construction	Die cast aluminum base and handle housing
Hand tube	1.5" (4 cm) cold rolled steel and non-marking PVC grips
Wheels	Two, 5" (127 mm) x 1.25" (30 mm) non-marking
Electric rating	115 V, 60 Hz
Weight	105 lbs (48 kg)
Dimensions (L x W x H)	24.5" x 21" x 47" (620 mm x 530 mm x 1190 mm)

Equipment

High mounted handle lock / Height adjustment	■
Heavy duty construction, Non-marking PVC bumper	■
Dual main switch levers	■
Thumb activated safety interlock	■
Order No.	9.840-472.0

■ Included in delivery. □ Accessories available.

BDP 51/1500 C, BDP 51/2000 C

Power and versatility for buffing and polishing.

Kärcher's line of commercial-duty high speed burnishers are engineered with a full-adjustable handle system. Each is designed with a built-in circuit breaker and fuse system to protect the motor. Its rugged case aluminum base and switch housing and non-marking bumper help to protect the machine as well as your facility.



Floor scrubbers /
Scrubber dryers

NEW

BDP 51/1500 C

BDP 51/2000 C

- 20" burnishing path
- Low profile design
- Adjustable handle
- UL listed to U.S. & Canadian safety standards

- Powerful and versatile
- Passive dust control
- Built-in circuit breaker and fuse system to protect motor
- UL listed to U.S. and Canadian safety standards

Technical data

Working width	20" (510 mm)	20" (510 mm)
Pad Drive diameter	19" (480 mm) Rigid	20" (510 mm) Rigid
Motor	1.75 hp (1305 watt) single speed, permanent magnet DC motor	1.5 hp (1119 watt) single speed, permanent magnet DC motor
Optional brushes	Nylon, Polypropylene, Mild or aggressive grit	Nylon, Polypropylene, Mild or aggressive grit
Pad speed	1500 rpm	2000 rpm
Electric rating	115V, 60 Hz	115V, 60 Hz
Weight	92 lbs (41.5 kg)	81 lbs (37 kg)
Construction	1500 rpm	2000 rpm
Handle tube	1.5" (40 mm) cold rolled steel	1.5" (40 mm) cold rolled steel
Cable	50' (15 m) 14/3 with strain relief	75' (23 m)
Weight	Four, 5" (127 mm) x 1.25" (30 mm) non-marking	Four, 5" (127 mm) x 1.25" (30 mm) non-marking
Dimensions (L x W x H)	16.5" x 13" x 43.5" (785 mm x 545 mm x 1220 mm)	21.5" x 17" x 46.5" (810 mm x 610 mm x 1230 mm)

Equipment

High mounted handle lock / Height adjustment	■	■
Heavy duty construction, Non-marking PVC bumper	■	■
Dual main switch levers	□	□
Thumb activated safety interlock	□	□
Order No.	9.840-470.0	9.840-468.0

■ Included in delivery. □ Accessories available.

Accessories for single disc and polishing machines



High-quality Kärcher accessories feature long service lives and simple handling that lead to excellent results in daily use of the single disc machine.

Order No.	Hardness/ Brush type	Diameter	Description	BDS 43/175 C	BDS 51/175 C	BDS 51/175/300 C	BDP 51/175 C	BDP 51/1500 C	BDP 51/2000 C
Disc Brushes									
1	8.600-014.0	soft	17 in	Brush, 17" (432 mm) Nylon Polishing with Clutch Plate	<input type="checkbox"/>				
2	8.628-380.0	medium	17 in	Brush, 17" (432 mm) Nylon Scrub with Clutch Plate	<input type="checkbox"/>				
3	8.600-013.0	hard	17 in	Brush, 17" (432 mm) Mild Grit with Clutch Plate	<input type="checkbox"/>				
4	8.628-371.0	-	17 in	Brush, 17" (432 mm) Aggressive Grit with Clutch Plate	<input type="checkbox"/>				
5	8.600-011.0	soft	17 in	Brush, 17" (432 mm) Polypro with Clutch Plate	<input type="checkbox"/>				
6	8.625-258.0	medium	17 in	Sanding Disc, 17" (432 mm)	<input type="checkbox"/>				
7	8.628-379.0	hard	20 in	Brush, 20" (508 mm) Nylon Polishing with Clutch Plate		<input type="checkbox"/>	<input type="checkbox"/>		
8	8.628-377.0	-	20 in	Brush, 20" (508 mm) Nylon Scrub with Clutch Plate		<input type="checkbox"/>	<input type="checkbox"/>		
9	8.628-378.0		20 in	Brush, 20" (508 mm) Mild Grit with Clutch Plate		<input type="checkbox"/>	<input type="checkbox"/>		
10	8.628-369.0		20 in	Brush, 20" (508 mm) Aggressive Grit with Clutch Plate		<input type="checkbox"/>	<input type="checkbox"/>		
11	8.628-370.0		20 in	Brush, 20" (508 mm) Polypro with Clutch Plate		<input type="checkbox"/>	<input type="checkbox"/>		
12	8.628-388.0		20 in	Brush, 20" (508 mm) Nylon carpet shampoo with Clutch Plate		<input type="checkbox"/>	<input type="checkbox"/>		
13	8.625-259.0		20 in	Sanding Disc, 20" (508 mm)		<input type="checkbox"/>	<input type="checkbox"/>		
Pad Drivers									
14	8.600-012.0		17 in	Pad Driver, BDS 43/175 C (17"/432 mm Machines)	<input checked="" type="checkbox"/>				
15	8.628-430.0		20 in	Pad Driver, BDS 51/175 C (20"/508 mm Machines)		<input checked="" type="checkbox"/>			
16	8.628-429.0		20 in	Pad Driver, BDP 51/175 C (20"/508 mm Machines)			<input checked="" type="checkbox"/>	<input checked="" type="checkbox"/>	
17	8.622-248.0		20 in	Pad Driver, BDP 51/1500 C (20"/508 mm Machines)				<input checked="" type="checkbox"/>	
18	8.622-247.0		20 in	Pad Driver, BDP 51/2000 C (20"/508 mm Machines)					<input checked="" type="checkbox"/>
19	8.600-507.0			Center Lock	<input checked="" type="checkbox"/>	<input checked="" type="checkbox"/>	<input checked="" type="checkbox"/>		
20	8.624-674.0			Center Lock (Blue)				<input checked="" type="checkbox"/>	<input checked="" type="checkbox"/>
Solution Tanks									
21	8.600-062.0			4 Gallon (15 liter) Solution Tank	<input type="checkbox"/>	<input type="checkbox"/>	<input type="checkbox"/>	<input type="checkbox"/>	<input type="checkbox"/>

■ Included in delivery. □ Option

BRS 40/1000 C



All-round scrubbers with the benefits of roller brushes.

These innovative machines with counter-rotating rollers are suitable for deep and maintenance cleaning on hard surfaces and for stripping, crystallising, shampooing and polishing.



1 Will not move of its own accord thanks to counter-rotating rollers.

- Unlike single-disc machines, the machine will not drift.
- Even inexperienced staff can maneuver this machine simply and safely.
- This makes it easy to clean even edges and corners.

2 Low machine height

- Thanks to the horizontally positioned motor, the cleaning head is only 5.3" high, meaning that it can reach under furniture, radiators, partition walls or wall-mounted toilets.

Technical data

BRS 40/1000 C

- Flattest machine in its class
- With counter-rotating rollers
- Includes a 2.6 gallon fresh water tank

Technical data

Working width	16" (400 mm)
Brushes	Two 16" (400 mm) - Cylindrical
Max. area performance	4,306 ft ² / hr
Motor rating	1100 watts
Pad rotation speed	650 rpm
Power supply	115V, 60Hz
Solution capacity	2.5 gallons (10 l)
Noise level	73 dBA
Power cord	24" (800 mm)
Weight	56 lbs (27kg)
Solution flow	.25-.3 gallons / min (1-1.2 l / min)
Dimensions, base station (L x B x H)	20" x 18" x 47" (520 mm x 470 mm x 250 mm)

Equipment

Traction drive	-
Mains operation	■
Tank, optional	■
Roller brush	□
Transport wheels	■
Order No.	1.783-322.0

■ Included in delivery. □ Accessories available.

Accessories

Product name	Order No.	Description
Roller brush, soft ¹⁾	4.762-250.0	Soft, for cleaning sensitive floors and for polishing.
Roller brush, medium ¹⁾	4.762-458.0	Medium, for all floors.
Roller brush, high/low ¹⁾	4.762-251.0	Medium hard, for cleaning highly structured floors and deep crevices.
Roller brush, hard ¹⁾	4.762-252.0	For removing stubborn dirt and fiber-deep cleaning; only for insensitive coverings.
Roller brush, carpet ¹⁾	4.762-254.0	Carpet brush for loop-pile carpets.
Roller pad shaft ¹⁾	4.762-228.0	For mounting roller pads or microfiber rollers.
Roller pad, microfiber ¹⁾	4.114-004.0	World innovation: the use of microfiber rollers combines the excellent cleaning properties of the microfibers and the advantages of the roller system. In combination with roller pad shaft 4.762-228.0.

¹⁾ Machine requires 2 pieces

BR 30/4 C



For cleaning small areas.

Whether restaurants, boutiques, hotels or sanitary facilities, the BR 30/4 C cleans all hard surfaces with a gentle yet powerful cleaning action. Cleans forwards and backwards.



1 High-speed rotating roller brushes

- With 10 times the contact pressure of manual cleaning systems.
- Roller brush also cleans structured surfaces and in crevices.
- Roller assists forward movement for easy cleaning.

2 Instantly dry

- Soft squeegees leave floors instantly dry – in forward and reverse.
- Floor is instantly usable.
- Vacuum can be switched off per foot pedal for intensive cleaning.

3 Vacuum-off facility

- Vacuum can be switched off per foot pedal
- Cleaning agent can be applied and then vacuumed for deeper cleaning.

4 Tanks are removable

- Practical fresh water tank can be removed separately and filled in a small sink.
- Dirty water tank can be removed separately and, for example, emptied into a sink.
- Tanks can be removed separately or together. Includes handle for easy transport.

Technical data

BR 30/4 C

- Vacuum-off ability
- Cleans forwards and backwards

Technical data

Working width, brush	12" (300 mm)
Working width, vacuum	12" (300 mm)
Brushes	One, 12" (300 mm) - Cylindrical
Brush diameter	2.4" (60 mm)
Motor rating	1.1 hp (850 W)
Tank (fresh/dirty)	1 gallon (4 l)
Brush contact pressure	1.4 psi (100 g/cm ²) / 16.5 lbs
Brush rotation speed	1550 rpm
Max. area performance	2,150 f ² (200 m ² /h)
Noise level	71 dBA
Vacuum motor	1.1 hp (850 W)
Recovery Capacity	1 gallon (4 l)
Power cord	32.8'
Solution flow	.25-.3 gallons/min (1-1.2 l/min)
Weight	24 lbs (11 kg)
Dimensions (L x W x H)	15.4" x 13" x 46.5" (391 mm x 330 mm x 1181 mm)

Equipment

Roller brush	<input checked="" type="checkbox"/>
2-tank system	<input checked="" type="checkbox"/>
Mains powered	<input checked="" type="checkbox"/>
Manual vacuuming	-
Microfiber roller	<input type="checkbox"/>
Order No.	1.783-202.0

Included in delivery. Accessories available.

Accessories

Product name	Order No.	Description
Microfiber roller	4.762-453.0	World innovation: the use of microfiber rollers combines the excellent cleaning properties of the microfibers and the advantages of the roller system. Complete.
Roller brush, soft	4.762-452.0	Soft, for cleaning sensitive floors and for polishing.
Roller brush, high/low	4.762-484.0	Medium hard, for cleaning highly structured floors and deep crevices.
Roller brush, medium	4.762-428.0	Medium, for all floors.
Squeegee, standard	4.777-320.0	straight, standard.
Squeegee, oil-resistant	4.777-324.0	straight, oil-resistant.
Roller brush, carpet	4.762-499.0	Designed for cleaning carpets.
Squeegee, carpet cleaning	5.033-275.0	Required for using carpet cleaning brush, designed for optimum suction on soft floors.

BR 40/10 C Adv

Floor scrubbers /
Scrubber driers



More functions – more possibilities.

The BR 40/10 C Adv is a real all-rounder – and reduces costs. It scrubs floors like a single-disc machine, picks up water like a wet vacuum cleaner and polishes like a high-speed machine.



1 Powerful and fast

- Two roller brushes rotating at high speed with high contact pressure.
- Two squeegees pick up water in forward and reverse.
- Floor is instantly usable.

2 Compact design

- Passes easily under furniture.
- Push handle can be folded in both directions.

BR 40/10 C Adv

- High scrubbing power
- Variable contact pressure
- Includes roller brushes

Technical data

Working width, brush	16" (400 mm)
Brushes	Two 16" (400 mm) - Cylindrical
Brush diameter	3.7" (96 mm)
Down pressure	1.4 - 2.8 psi / 44 lbs - 88lbs
Solution flow	.25-.3 gallons/min (1-1.2 l/min)
Tank (fresh/dirty)	2.5 gallons (10 l)
Brush contact pressure	1.4 - 2.8 psi (100–200 g/cm ²) / 44 - 88 lbs
Brush rotation speed	650 rpm
Max. area performance	4300 ft ² / hr
Vacuum motor	.6 hp (500 W)
Weight	66 lbs (30 kg)
Noise level	71 dBA
Power cord	50'
Dimensions (L x W x H)	20.5" x 18.5" x 47" (520 mm x 470 mm x 1193 mm)

Equipment

Roller brush	■
2-tank system	■
Mains powered	■
Variable contact pressure	■
Transport wheels	■
Order No.	1.783-304.0

■ Included in delivery. □ Accessories available.

BD/BR 40/25 C Bp

Fast and thorough cleaning for small areas.



These walk-behind scrubber driers are suitable for maintenance cleaning and for quick clean-ups. They are easy to use, compact and highly maneuverable.



1 User friendly

- Self-explanatory icons and a clear control panel make the machine easy to understand, which increases productivity.
- Very short training period thanks to single button control [EASY].
- Fewer controls make the machine easier to use.

2 Compact and maneuverable construction

- A short wheelbase guarantees maximum maneuverability.
- With large push handles for easy maneuvering.

BD 40/25 C Bp

BR 40/25 C Bp

- 1 disc
- Low noise

- 2 rollers
- Corrosion-free frame

Technical data

Brush working width	16" (400 mm)	16" (400 mm)
Working width, vacuum ¹⁾	30.3" (770 mm)	30.3" (770 mm)
Tank (fresh/dirty)	6.6 gallon (25 l)	6.6 gallon (25 l)
Max. area performance	17,222 ft ² /hour	17,222 ft ² /hour
Pad rotation speed	160 rpm	1350 rpm
Brush contact pressure	.5 psi (36 g/cm ²) / 88 lbs	3.6 psi (250 g/cm ²) / 56.6 lbs x 2
Motor rating	1200 W	1200 W
Weight *	134 lbs	121 lbs
Battery	24 V	24 V
Dimensions (L x W x H)	31.5" x 22.5" x 32.5" (800 mm x 575 mm x 830 mm)	31.5" x 22.5" x 32.5" (800 mm x 575 mm x 830 mm)

Equipment

Roller brush	-	■
Disc brush	■	-
Tank-in-tank system	■	■
2-tank system	-	-
Mains operation	-	-
Battery operation	■	■
Battery and charger included	□	□
Order No.	1.515-252.0*	1.515-202.0*

■ Included in delivery. □ Accessories available. * Base model machine does not include batteries or charger.

B 40 C/W Bp

NEW



Floor scrubbers /
Scrubber driers

The key to changing how you clean floors.

The B 40 is engineered for a more efficient use of resources. Kärcher's Intelligent Key (KIK) system enables the facility manager to create a unique cleaning profile, making it easier to train users and operate the scrubber. The KIK system can be used to set varying levels of authorized access by means of three color-coded keys: yellow, grey, and red; for operators, facility managers and technicians, respectively. Facility managers can set parameters such as travel speed, brush speed, motor output or cleaning agent dosage to suit the needs of the cleaning task. An operator's key carries out the pre-determined settings, needing only to select their desired cleaning program from a rotary switch. As a result, only the required amount of energy and cleaning agent is used. This system practically eliminates operating errors.



1 Key function security

The KIK system offers substantially better security against erroneous operation. It is not possible for the operator to adjust the basic presets on the machine which were previously set or released by the supervisor for the cleaning job or object in question. The operator only needs to insert the key. Only the coded key pertaining to the machine allows the machine to be started up, and is therefore a technical solution to unauthorized operation.

For even more security, all B 40 C/W machines have clearly labelled, quick, easy and intuitive menus. The menus can be set to many different languages.

2 Slimline and in great shape

With its slimline design, the B 40 C/W can cope with crooked objects and narrow passageways with ease. The asymmetric shape of the tank ensures excellent visibility of the brush head.

3 Correctly charged

The charging curve of the standard built-in charger can be adjusted to the various battery types and capacities. This protects the batteries and ensures long running periods and a long service life.

4 Quiet, strong and efficient

The option of slightly reducing the suction power and in turn the noise level by up to 4 dB(A) in the eco!efficiency setting, makes the B 40 C/W also ideal for cleaning in sensitive areas. Features include a powerful battery for uninterrupted, efficient maintenance cleaning.

Performance is a matter of adjustment.

A B 40 C/W has a whole host of technical refinements and innovations for the primary purpose of making work as simple and convenient as possible, with the best possible results and maximum possible efficiency.



1 Just fill with fresh water

The large fresh water filling hole is located on the front of the machine. The extra large integrated funnel makes it easy to fill the machine from a bucket too. There is a clip for the fresh water cover so that it cannot get lost.

2 Just twist and click

The angle of the vacuum bar can be adjusted to different types of flooring via a latchable dial. Quite literally with a flick of the wrist.

3 Scrub and sweep in a single operation

All roller heads (R 45 and R 55) include a sweeping function. Which does away with tiresome and time-consuming preliminary sweeping.

4 Simple to adjust

The support wheels are adjusted via a handwheel and can also be positioned in front of the suction blade. This prevents the wheels leaving on very sensitive floors. Oil-proof suction blades made of transparent polyurethane (PU) are standard on squeegees with support wheels. The rear wiping flap can be turned 4-fold.

5 Just lift

The smooth squeegee lever is located in the centre in a position that is equally ergonomic for both left-handers and right-handers. A short throw for lifting and lowering saves tiresome bending.

6 Simply always clean

The B 40 C/W is the first and only machine to have built-in tank rinsing. The recovery tank can be rinsed once the cleaning work is finished via a nozzle system. A water hose is connected via a quick coupling and the drain hose of the recovery tank is opened. This means the B 40 C/W supports the HACCP concept and very simply guarantees hygiene and health protection.

Configurable to meet any cleaning task.

The B 40 C with brush assist and W with traction drive scrubbers feature: a 10.6 gallon fresh and recovery tank-in-tank design, interchangeable modular disc or cylindrical roller scrubbing heads, 33.5" vacuum squeegee and Kärcher's Intelligent Key system. The KIK system enables the facility manager to create a unique cleaning profile, making it easier to train users and operate the scrubber. KIK is used to set varying levels of authorized access by means of color-coded keys; yellow, grey and red; for operators, facility managers and technicians, respectively. Facility managers can set parameters such as travel speed, brush speed, motor output or cleaning solution output to suit the needs of the cleaning task. An operator's key carries out the pre-determined settings, needing only to select their desired cleaning program from a rotary knob. As a result, only the required amount of energy and cleaning agent is used. This system practically eliminates operating errors.

Technical Data	Traction Drive Base Unit		W Unit Heads			
	B 40 W Bp	B 40 W Bp	R 45	D 43	R 55	D 51
Nominal voltage	24 V	24 V				
Brush working width			18"	17"	22"	20"
Working width, suction	33.5"	33.5"				
Theoretical area performance (ft ² /h / m ² /h)			19,375 / 1,800	18,300 / 1,700	23,680 / 2,200	21,527 / 2,000
Fresh/dirty water tank volume	10.6/10.6 gal	10.6/10.6 gal				
Max. water flow	.68 gal/min	.68 gal/min				
Max. rpm			1,200 rpm	180 rpm	1,200 rpm	180 rpm
Power consumption, entire device	1300 W	1300 W				
Power consumption, vacuum motor	500 W	500 W				
Power consumption, brush motors	600 W	600 W				
Power consumption, traction motor	130 W	130 W				
Weight (excluding battery)			192 lbs	200.5 lbs	194 lbs	205 lbs
Weight with 105 Ah, low-maintenance batteries	■		307 lbs	315.5 lbs	309 lbs	320 lbs
Weight with 138 Ah, AGM batteries		■	371 lbs	379.5 lbs	373 lbs	384 lbs
Dimensions (L x W x H)			49" x 20.5" x 45"	49" x 21.1" x 45"	49" x 24.4" x 45"	49" x 22.6" x 45"
Equipment						
Roller brush			■	—	■	—
Disc brush			—	■	—	■
KIK (Kärcher Intelligent Key)	■	■				
Display	■	■				
Battery powered	■	■				
FACT			■	—	■	—
Traction Drive	■	■	■	■	■	■
On-board charger (100 V – 240 V)	■	■				
Order No.	9.841-122.0	9.841-123.0	2.763-019.0	2.763-023.0	2.763-011.0	2.763-026.0
Options						
Squeegee, straight, suction blades of natural rubber	<input type="checkbox"/>	<input type="checkbox"/>				
Squeegee, curved, suction blades of natural rubber	<input type="checkbox"/>	<input type="checkbox"/>				
Squeegee, PU, straight with reversible rollers, oil-proof blades	<input type="checkbox"/>	<input type="checkbox"/>				
Squeegee, PU, curved with reversible rollers, oil-proof blades	■	■				
Accessories						
"Mop" home base kit	<input type="checkbox"/>	<input type="checkbox"/>				
"Box" home base kit	<input type="checkbox"/>	<input type="checkbox"/>				
Quick Fill In (fresh water filling system)	<input type="checkbox"/>	<input type="checkbox"/>				
Tank rinsing system	<input type="checkbox"/>	<input type="checkbox"/>				

■ Included in delivery. □ Accessories available.



Technical Data	Brush Assist Base Unit		C Unit Heads			
	B 40 C Bp	B 40 C Bp	R 45	D 43	R 55	D 51
Nominal voltage	24 V	24 V				
Brush working width			18"	17"	22"	20"
Working width, suction	33.5"	33.5"				
Theoretical area performance (ft ² /h / m ² /h)			19,375 / 1,800	18,300 / 1,700	23,680 / 2,200	21,527 / 2,000
Fresh/dirty water tank volume	10.6/10.6 gal	10.6/10.6 gal				
Max. water flow	.68 gal/min	.68 gal/min				
Max. rpm			1,200 rpm	180 rpm	1,200 rpm	180 rpm
Power consumption, entire device	1100 W	1100 W				
Power consumption, vacuum motor	500 W	500 W				
Power consumption, brush motors	600 W	600 W				
Power consumption, traction motor	130 W	130 W				
Weight (excluding battery)			176 lbs	185 lbs	179 lbs	190 lbs
Weight with 105 Ah, low-maintenance batteries	■		291 lbs	300 lbs	294 lbs	305 lbs
Weight with 138 Ah, AGM batteries		■	355 lbs	364 lbs	358 lbs	369 lbs
Dimensions (L x W x H)			49" x 20.5" x 45"	49" x 21.1" x 45"	49" x 24.4" x 45"	49" x 22.6" x 45"
Equipment						
Roller brush			■	—	■	—
Disc brush			—	■	—	■
KIK (Kärcher Intelligent Key)	■	■				
Display	■	■				
Battery powered	■	■				
FACT			■	—	■	—
Brush Assist	■	■	■	■	■	■
On-board charger (100 V – 240 V)	■	■				
Order No.	9.841-120.0	9.841-121.0	2.763-020.0	2.763-023.0	2.763-013.0	2.763-026.0
Options						
Squeegee, straight, suction blades of natural rubber	<input type="checkbox"/>	<input type="checkbox"/>				
Squeegee, curved, suction blades of natural rubber	<input type="checkbox"/>	<input type="checkbox"/>				
Squeegee, PU, straight with reversible rollers, oil-proof blades	<input type="checkbox"/>	<input type="checkbox"/>				
Squeegee, PU, curved with reversible rollers, oil-proof blades	■	■				
Accessories						
"Mop" home base kit	<input type="checkbox"/>	<input type="checkbox"/>				
"Box" home base kit	<input type="checkbox"/>	<input type="checkbox"/>				
Quick Fill In (fresh water filling system)	<input type="checkbox"/>	<input type="checkbox"/>				
Tank rinsing system	<input type="checkbox"/>	<input type="checkbox"/>				

■ Included in delivery. □ Accessories available.

BR/BD 530 Bp



Small areas cleaned quickly and efficiently.

Kärcher's BR and BD 530 compact scrubbers have the highest price-performance ratio on the market. By mounting the battery to the machine instead of inside the chassis, the 530's achieve 40% higher tank capacity, resulting in 40% increased area performance between emptying and refilling water tanks.



1 Easy to use

- Simple operator controls for ease of use
- Deep discharge protection protects brush and suction motor

2 Easily maneuverable

- Transport wheel at the brush head folds away for easy cleaning.
- Roller or disc brush technology.
- Cleaning head is offset to the side allowing cleaning all the way to the edges and even under small overhangs.



3 Easily accessible

- On-board battery makes it easily accessible for trouble-free maintenance.
- Large 10.5 gallon fresh water and 10.5 gallon recovery tanks increase area performance before refilling.

Technical data

BD 530 Bp

BR 530 Bp

- Disc brush technology
- 18" working width
- Transport wheel at disc head

- Roller brush technology
- 18" working width
- Transport wheel at brush head

Technical data

Working width, brush	18" (460 mm)	18" (460 mm)
Working width, vacuum	33.5" (850 mm)	33.5" (850 mm)
Tank (fresh/dirty)	10.5 gallon (40 l)	10.5 gallon (40 l)
Max. area performance	19,805 ft ² /hr	19,805 ft ² /hr
Practical area performance	13,670 ft ² /hr	13,670 ft ² /hr
Noise level	70 dBA	70 dBA
Brush rotation speed	140 rpm	1,500 rpm
Brush contact pressure	.4 psi (27 g/cm ²) / 94.7 lbs	3.4 psi (240 g/cm ²) / 61.5 lbs x 2
Motor rating	600 W	600 W
Weight *	121 lbs (55 kg)	121 lbs (55 kg)
Battery	24 V	24 V
Dimensions (L x W x H)	49.5" x 22" x 42" (800 mm x 560 mm x 1070 mm)	49.5" x 22" x 42" (1250 mm x 560 mm x 1070 mm)

Equipment

Roller brush	–	■
Disc brush	■	–
Tank-in-tank system	■	■
Battery and charger included	<input type="checkbox"/>	<input type="checkbox"/>
Squeegee	<input type="checkbox"/>	<input type="checkbox"/>
Order No.	1.127-381.0*	1.127-362.0*

■ Included in delivery. □ Accessories available. * Base model machine does not include batteries or charger.

Accessories

Product name	Order No.	Description
Squeegee, complete, curved	4.777-416.0	33.5" (800mm) Polyurethane squeegees with wear indicators.
Cleaning agent dosing station DS 3	2.641-811.0	Can be directly connected to a water tap; the mixture of water and cleaning agent is filled into the fresh water tank.
Filling hose	6.389-524.0	For easy filling from the tap.

B 60 W Bp

NEW



With pre-sweep function as standard.

Five tool-free interchangeable cleaning heads in two working widths to meet the needs of virtually any cleaning application.


FACT
Flexible Application
Control Technology

Floor scrubbers /
Scrubber driers



1 Adjustable suction performance

- Two-stage turbine output: POWER and WHISPER. One for rough floors and the other for noise-sensitive areas.
- Whisper mode: reduced power consumption and extended operating time.



2 Optimal hygiene with HACCP

- Only the B 60 W is qualified for HACCP by TÜV SÜD – an important safety consideration when working with food.
- Quick and thorough cleaning of all hard and elastic floor coverings.
- The recovery tank and parts such as brushes, squeegees and seals are easy to clean, ensuring an optimum level of hygiene.



3 Counter-rotating rollers.

- Scrubs and dries in one pass. In many cases there is no need to sweep beforehand, thereby saving time.
- Supports the function of the vacuum bar.
- Saves water and therefore time and cleaning agent (only applies to R-heads).



4 Key function security

The KIK system offers substantially better security against erroneous operation. It is not possible for the operator to adjust the basic presets on the machine which were previously set or released by the supervisor for the cleaning job or object in question. The operator only needs to insert the key. Only the coded key pertaining to the machine allows the machine to be started up, and is therefore a technical solution to unauthorized operation.

Technical data

B 60 W Bp

- Five cleaning heads available
- KIK (Kärcher Intelligent Key) system
- ecoefficiency mode
- Manual brush contact pressure adjustment
- Includes battery and charger (pack)*

Technical data

Working width, vacuum ¹⁾	33.5" (850 mm)
Tank (fresh/dirty)	16 gallon (60 l)
Motor rating	1900 W
Weight	196 lbs (89 kg)
Battery	24 V
Brush working width	21.5" (550 mm)
Dimensions (D x W x H)	53" x 24.5" x 46" (1345 mm x 630 mm x 1165 mm)

Equipment

FACT	■
Traction drive	■
Battery and charger included	■
Tank-in-tank system	■
245 Ah Batteries	9.841-171.0
R 65 Head / 245 Ah Batteries	9.841-172.0
S 65 Head / 245 Ah Batteries	9.841-174.0
230 Ah AGM Batteries	9.841-181.0
R 65 Head / 230 Ah AGM Batteries	9.841.173.0
S 65 Head / 230 Ah AGM Batteries	9.841-175.0

■ Included in delivery. □ Accessories available. * Base model does not include batteries or charger

R 55 / R 65 brush heads

D 55 / D 65 disc heads

S 65 orbital scrub head*

- | | | |
|--|--|--|
| <ul style="list-style-type: none"> ■ 2 counter-rotating roller brushes ■ Scrubs and sweeps in one pass ■ High scrubbing performance ■ Easy brush replacement | <ul style="list-style-type: none"> ■ 2 disc brushes ■ With integrated splash guard ■ Easy brush replacement | <ul style="list-style-type: none"> ■ Orbital motion pad ■ Easy brush replacement |
|--|--|--|

Technical data

	R 55 / R 65 brush heads	D 55 / D 65 disc heads	S 65 orbital scrub head*
Max. area performance	23,680 ft ² /hr / 27,986 ft ² /hr	23,680 ft ² /hr / 27,986 ft ² /hr	17,222 ft ² /hr
Practical area performance	17,760 ft ² /hr / 20,989 ft ² /hr	17,760 ft ² /hr / 20,989 ft ² /hr	7,000 ft ² /hr
Motor rating	2 x 600 W	2 x 600 W	2 x 600 W
Weight	61.7 lbs / 64 lbs	72 lbs / 77 lbs	70 lbs.
Sweeping volume	1.3 gallon / 1.5 gallon (5 l / 6 l)	–	–
Pad rotation speed	600–1300 rpm	180 rpm	2,000 rpm
Brush working width	22" / 26"	22" / 26"	26"
Contact pressure	3-4.5 lb/in ² (200–315 g/cm ²)	.3-.5 lb/in ² (20–35 g/cm ²)	.3 lb/in ² (20 g/cm ²)
Dimensions (L x W x H)	25" x 20" x 11.8" / 29.5" x 20" x 11.8" (640 mm x 520 mm x 280 mm / 750 mm x 520 mm x 280 mm)	25" x 19.2" x 11.8" / 30" x 19.8" x 11.8" (640 mm x 490 mm x 280 mm / 745 mm x 505 mm x 280 mm)	14" x 27" x 11" (350 mm x 692 mm x 280 mm)

Equipment

Easy brush replacement	■	■	■
Splash guard	■	■	
Order No.	2.763-002.0 / 2.763-004.0	2.763-001.0 / 2.763-003.0	2.763-030.0

■ Included in delivery. ¹⁾ Please order vacuum bar separately ²⁾ Complete unit. *Requires connection kit 4.036-062.0

Accessories

Product name	Order No.	Description
Spray suction set	2.640-430.0	Simplifies the cleaning of spaces that are difficult to reach such as corners, edges or between objects.
Noise reduction set	2.640-920.0	Reduces noise level by 3 dB (A).
Suction hose accessories	4.444-015.0	For taking in water from corners or containers (e.g. deep freezers); 3.25 m.
S 65 Orbital Head Connection kit	4.036-062.0	Required for connecting S 65 orbital head
Gym set, DIN 18032	4.744-162.0	Reduces the pressure on the floor to < 0.5 N/mm ² .

B 80 W Bp

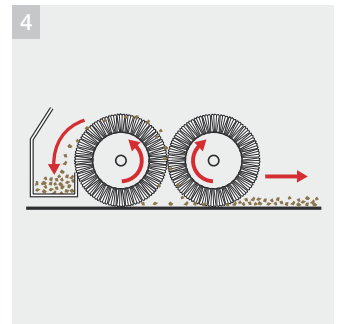
Floor scrubbers /
Scrubber driers



Excellent maneuverability for large surfaces.

The range of B 80 W scrubber driers are large but still easily maneuverable. With a robust and maintenance-friendly brush head, they are available with roller or disc brushes in 22", 26" and 30" working widths.

FACT
Flexible Application
Control Technology



1 Automatic filling option

- The machine is simply connected to the main water supply. The water intake switches off automatically as soon as the machine is completely filled.
- This saves time, as the operator can do other jobs in the meantime.

2 Tank-in-tank system

- Enormous capacity: 21 gallon fresh water and 21 gallon waste water. A pump supplies the water.
- A fresh water level display in the display panel prevents the fresh water tank from overflowing.

3 FACT

- For suitable adjustment of the brush speed (for roller heads).
- Different rotation speeds.
- The FINE setting for fine stoneware tiles, the WHISPER mode for low noise areas, POWER CLEAN for maximum rotational speed.

4 Roller or disc

- Optionally available with high-performance roller head with sweeping mechanism or double disc head.
- Classic 2-disc brush head with pedal ejector.
- Roller head with two counter-rotating rollers, including sweeping mechanism and high contact pressure for optimum cleaning on rough floors or grout.

Technical data

B 80 W Bp

- Traction drive
- Long operation time
- A selection of six different scrubber heads

Technical data

Working width, vacuum ¹⁾	37" (940 mm)
Tank (fresh/dirty)	21 gallon (80 l)
Motor rating	1500 W
Max. area performance ²⁾	32,291 ft ² /hr
Practical area performance ²⁾	24,219 ft ² /hr
Weight *	533.5 lbs (242 kg)
Brush working width	22" / 26" / 30"
Battery	24 V
Dimensions (D x W x H)	49.5" x 26" x 46.5" (1255 mm x 660 mm x 1180 mm)

Equipment

FACT	■
Traction drive	■
Battery and charger included	□
Tank-in-tank system	■
Easy brush replacement	□
Curved vacuum bar	□
Straight vacuum bar	□
Order No.	1.259-005.0*

■ Included in delivery. □ Accessories available. * Base model machine does not include batteries or charger. ²⁾ In conjunction with R65 head.

Brush heads R 55 / R 65 / R 75

Disc heads D 55 / D 65 / D 75

- | | |
|---|--|
| <ul style="list-style-type: none"> ■ 2 counter-rotating roller brushes ■ Scrubbers and sweeping in one pass ■ High scrubbing performance ■ Easy brush replacement | <ul style="list-style-type: none"> ■ 2 disc brushes ■ With integrated splash guard ■ Easy brush replacement |
|---|--|

Technical data

	Brush heads R 55 / R 65 / R 75	Disc heads D 55 / D 65 / D 75
Brush working width	22" / 26" / 30"	22" / 26" / 30"
Motor rating	2 x 600 W	2 x 600 W
Weight	62 lbs / 64 lbs / 66 lbs	66 lbs / 73 lbs / 77 lbs
Sweeping volume	1.32 gallon / 1.58 gallon / 1.84 gallon (5 l / 6 l / 7 l)	-
Brush head speed	600–1300 rpm	180 rpm
Brush working width	22" / 26" / 30"	22" / 26" / 30"
Contact pressure	2.8 - 3.8 psi (200–270 g/cm ²)	.28 - .43 psi (20–30 g/cm ²)
Dimensions (L x W x H)	25" x 20" x 11.8" / 29.5" x 20" x 11.8" / 31.8" x 20" x 11.8" (640 mm x 520 mm x 280 mm / 750 mm x 520 mm x 280 mm / 810 mm x 520 mm x 280 mm)	25" x 19.2" x 11.8" / 30" x 19.8" x 11.8" / 31.8" x 19.2" x 11.8" (640 mm x 490 mm x 280 mm / 745 mm x 505 mm x 280 mm / 810 mm x 490 mm x 280 mm)

Equipment

Easy brush replacement	■	-
Splash guard	■	■
Order No.	2.763-002.0 / 2.763-004.0 / 2.763-006.0	2.763-001.0 / 2.763-003.0 / 2.763-005.0

■ Included in delivery.

Accessories

Product name	Order No.	Description
Suction hose accessories	4.444-015.0	For taking in water from corners or containers (e.g. deep freezers); 3.25 m.
S 65 Orbital Head Connection kit	4.036-062.0	Required for connecting S 65 orbital head

B 90 R Adv Bp



Everything you could ever wish for in a machine.

The ride-on B 90 R scrubber drier is everything you ever dreamed of. Features such as the working width, squeegee length, design and scrubber system can be selected to suit individual requirements. The machine is then tailor-made to suit your specific requirements.



1 Customized machines

- Curved or straight vacuum bars are available as required.
- Three working widths are available: 22", 26" and 30".

2 Different scrubber techniques.

- Disc models, especially for smooth floors.
- Roller brushes are more effective on structured floors or where there is heavy soiling. They also sweep and scrub in one pass.

Technical data

B 90 R Adv Bp

- User-oriented configuration
- Several options are available
- A range of working widths

Technical data

Brush working width	22" / 26" / 30" (550 mm / 650 mm / 750 mm)
Working width, vacuum ¹⁾	37" (940mm)
Fresh/recovered water tank	24 gallon (90 l) / 24 gallon (90 l)
Performance practical ²⁾	29,400 ft ² /hr
Performance max ²⁾	42,000 ft ² /hr
Battery	24 V
Dimensions (L x W x H)	57" x 32" x 47" (1450 mm x 800 mm x 1200 mm)
Weight *	331 lbs (150.1 kg)
Brush speed	625 rpm / 980 rpm / 1550 rpm
Noise level	75 dBA
Climbing ability	18%

Equipment

Traction drive	■
Automatic water stop	■
Variable contact pressure	■
FACT	■
Curved vacuum bar ¹⁾	□
Straight vacuum bar	□
Bump guard	■
2-tank system	■
Battery and charger included ¹⁾	□
Order No.	1.161-308.0*

■ Included in delivery. * Base model machine does not include batteries or charger. ²⁾ In conjunction with R65 head.

Brush heads R 55 / R 65 / R 75

Disc heads D 55 / D 65 / D 75

- | | |
|---|--|
| <ul style="list-style-type: none"> ■ 2 counter-rotating roller brushes ■ Scrubbers and sweeping in one pass ■ High scrubbing performance ■ Easy brush replacement | <ul style="list-style-type: none"> ■ 2 disc brushes ■ With integrated splash guard ■ Easy brush replacement |
|---|--|

Technical data

	Brush heads R 55 / R 65 / R 75	Disc heads D 55 / D 65 / D 75
Brush working width	22" / 26" / 30"	22" / 26" / 30"
Motor rating	2 x 600 W	2 x 600 W
Weight	62 lbs / 64 lbs / 66 lbs (28.1 kg / 29 kg / 29.9 kg)	66 lbs / 73 lbs / 77 lbs (29.3 kg / 33.1 kg / 34.9 kg)
Sweeping volume	1.32 gallon / 1.58 gallon / 1.84 gallon (5 l / 6 l / 7 l)	–
Brush head speed	600–1300 rpm	180 rpm
Brush working width	22" / 26" / 30"	22" / 26" / 30"
Contact pressure	2.8 - 3.8 psi (200–270 g/cm ²)	.28 - .43 psi (20–30 g/cm ²)
Dimensions (L x W x H)	25" x 20" x 11.8" / 29.5" x 20" x 11.8" / 31.8" x 20" x 11.8" (640 mm x 520 mm x 280 mm / 750 mm x 520 mm x 280 mm / 810 mm x 520 mm x 280 mm)	25" x 19.2" x 11.8" / 30" x 19.8" x 11.8" / 31.8" x 19.2" x 11.8" (640 mm x 490 mm x 280 mm / 745 mm x 505 mm x 280 mm / 810 mm x 490 mm x 280 mm)

Equipment

Easy brush replacement	■	–
Splash guard	■	■
Order No.	2.763-002.0 / 2.763-004.0 / 2.763-006.0	2.763-001.0 / 2.763-003.0 / 2.763-005.0

■ Included in delivery.

Accessories

Product name	Order No.	Description
Suction hose accessories	4.444-015.0	For taking in water from corners or containers (e.g. deep freezers); 10.6'.
Protection sensor accessory kit	2.641-364.0	Increases operating safety. The machine automatically reduces speed near objects.
Noise reduction set	2.640-883.0	Reduces noise level by 3 dB (A).
Gym set, DIN 18032	4.744-162.0	Reduces the pressure on the floor to < 0.5 N/mm ² .

Accessories for Scrubbers

Kärcher scrubber driers are designed to give exceptional performance but matched with the correct accessories and cleaning agents, the results are even better. Using original Kärcher accessories and cleaning agents, our machines deliver the performance professionals expect from machines of this caliber, for maximum performance and efficiency and for diverse cleaning tasks.

Floor scrubbers /
Scrubber driers





Brush Colors

Disc brushes and roller brushes come in different colors for easy selection of brushes or discs with the required characteristics: white = soft, black = hard.

1 Sample disc brushes can be ordered with
Order No.: 6.907-160.0

2 Sample roller brushes can be ordered with
Order No.: 4.762-429.0

3 The round solution for cleaning resilient floors

The roller pad is a logical development of the roller system. Pads are available in different degrees of hardness for diverse floor coverings for cleaning and polishing.

	Roller brush system BR			Disc system		
	Brush	Pad	Microfiber roller	Brush	Pad	Microfiber pad
Basic cleaning						
Linoleum	■	■		■	■	
PVC, vinyl, synthetic resin coatings	■ ■	■		■	■	
Dark marble, granite, smooth ground terrazzo	■	■		■	■	
Light/white marble	■			■		
Granite, porphyry, stone carpet – structured	■					
Tiles, glazed bricks	■ ■	■		■	■	
Fine stoneware	■ ■	■	■	■	■	□
Studded rubber	■					
Carpets	■			■		
Maintenance cleaning						
Linoleum	■	■	■	■	■	□
PVC, vinyl, synthetic resin coatings	■	■	■	■	■	□
Marble, granite, smooth ground terrazzo	■	■	■	■	■	□
Granite, porphyry, stone carpet – structured	■	■		■	■	
Tiles, glazed bricks	■	■	■	■	■	□
Fine stoneware	■	■	■	■	■	□
Studded rubber	■					
Diamond cleaning system						
Synthetic resin coatings, PUR					■ ■	
Marble, granite; terrazzo, travertine, ground					■ ■	
Polishing						
Linoleum	□	■		□ ■	■ ■	
PVC, vinyl, synthetic resin coatings	□	■		□ ■	■ ■	
Marble, granite, smooth ground terrazzo	□	■		□ ■	■ ■	
Granite, porphyry, stone carpet – structured						
Sealed parquet	□	■		□	■ ■	
Studded rubber	□			□		
Terracotta	□			■		
Interim cleaning						
Carpets						□
Crystallising						
Marble, terrazzo and other lime-based floor coverings	■ ■				■ ■	

Pad and brush colors
 □ White ■ Beige ■ Natural ■ Yellow ■ Blue ■ Green ■ Red ■ Silver ■ Black □ Blue/white (microfiber) ■ Bronze ■ Orange ■ Brown ■ Violet

¹⁾For shiny marble (alkalinity < pH 11). ²⁾For removing cement residues. ³⁾Only disc system.



One machine that does both. Now that's using your head.

The innovative S 65 orbital head is specifically designed for cleaning and stripping coatings. Using Kärcher's modular scrub head technology the S 65 can be added to a number of Kärcher's scrubber driers to quickly and efficiently strip floor finishes over a large area or in specific locations. This drastically reduces the use of coating strippers, and in most cases they are entirely unnecessary. Like all brush heads, the S 65 orbital head is equipped with a fast-change system. This eliminates the need to purchase an additional machine for coating stripping; instead you can simply fit the vibrating head as necessary.

The big change in floor care is here.


- The S 65 brush head orbital motion attacks dirt from multiple directions
- Use one machine for maintenance cleaning and stripping - just change the pads
- Ideal for removing polymer protected finishes - using water or mild detergent
- Attaches to the B 60 and B 80 walk-behinds and B 90 ride-on machines
- 26" cleaning width
- Rectangular shape allows for cleaning of edges and corners
- Low scrubbing height allows cleaning underneath shelves and low obstacles

Floor scrubbers / Scrubber driers



		Order No.	Quantity	Description					B 60 W	B 80 W	B 90 R
S65 Orbital Head											
	1	2.763-030.0	1 piece	26" orbital S65 brush head - **requires connection kit					■	■	■
Connection Kit	2	4.036-.061.0	1 piece	required for B 90 R							■
	3	4.036-.062.0	1 piece	required for B 60 W and B 80 W					■	■	
Pads	4	8.635-789.0	5 pieces	Surface Preparation Pad					■	■	■
	5	8.635-788.0	5 pieces	Red Pad					■	■	■
	6	8.635-836.0	5 pieces	White Pad					■	■	■

■ Fits this model



Accessories for scrubber-driers: squeegees.

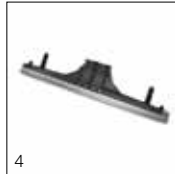
		Order No.	Hardness / Brush type	Length / diameter	Color	Quantity	Description
Squeegees							
Squeegee – complete	1	4.777-320.0		12"	blue	1 piece	Straight, standard. ¹⁾
	2	4.777-324.0		12"	grey	1 piece	Straight, oil-resistant. ¹⁾
	3	4.777-323.0		17"	blue	1 piece	Straight, standard. ¹⁾
	4	4.777-322.0		17"	grey	1 piece	Straight, oil-resistant. ¹⁾
	5	5.033-275.0		12"	black	1 piece	Straight, carpet. ¹⁾
	6	4.777-417.0		17"	black	1 piece	Straight, carpet. ¹⁾
		4.777-306.0		33.5"		1 piece	Straight, without rolls
		4.777-054.0		32.3"		1 piece	Curved, standard
		4.777-316.0		33.5"		1 piece	Curved, without rolls
		4.777-311.0		33.5"		1 piece	Curved
		4.777-301.0		33.5"		1 piece	Straight
		4.777-302.0		37"		1 piece	Straight
		4.777-312.0		37"		1 piece	Curved
Squeegees for suction bars		6.273-213.0		34.2"	blue	2 pieces	Standard
		6.273-207.0		34.2"	brown	2 pieces	Oil resistant
		6.273-229.0		34.2"	brown	2 pieces	Non-streak, oil resistant
		6.273-214.0		37.8"		2 pieces	Standard
		6.273-208.0		37.8"		2 pieces	Oil resistant
		6.273-205.0		37.8"		2 pieces	Non-streak, oil resistant
Other accessories							
Filling hose	7	6.389-524.0				1 piece	For simple filling using the main water supply.
Additional weight kit		5.031-498.0				1 piece	Ensures that the squeegee glides correctly.
Sound-proofing kit		2.640-883.0				1 piece	Reduces noise level by 3 dBA.
Sweeping unit kit		2.641-299.0					Eliminates the need for pre-sweeping.
		2.641-298.0					Eliminates the need for pre-sweeping.
Expansion set gym, DIN 18032		4.744-162.0					Reduces pressure on floor to .5 N/mm ² . ¹⁾
Extension cable	8	6.647-022.0		65.5'		1 piece	65.5'
Pump spray bottle 1 l	9	6.394-409.0			yellow	1 piece	For easy, uniform spraying when cleaning or crystallising, incl. pump and pressure tank.
Cleaning agent dosing system DS 3	10	2.641-811.0				1 piece	Can be connected directly to the tap, the fresh water tank is filled with the mixture of water and cleaning agent. Also in connection with the ABS filling system.
Suction hose accessories		4.444-015.0		10.6'		1 piece	For taking in water from corners or containers. (e.g. deep freezers)

■ Included in delivery. □ Accessories available. ¹⁾ Machine requires 2 pcs.

		BRS 40/1000 C	BR 30/4 C Adv	BR 40/10 C Adv	BR 40/25 C	BD 40/25 C	BR 530 W Bp	BD 530 W Bp	BR 45/40 C	BR 55/40 C	B 60 W	B 80 W
	1	<input checked="" type="checkbox"/>										
	2	<input type="checkbox"/>										
	3		<input checked="" type="checkbox"/>									
	4	<input type="checkbox"/>										
	5	<input type="checkbox"/>										
	6	<input type="checkbox"/>					<input type="checkbox"/>	<input type="checkbox"/>	<input type="checkbox"/>	<input type="checkbox"/>		
							<input type="checkbox"/>	<input type="checkbox"/>				
							<input type="checkbox"/>	<input type="checkbox"/>	<input type="checkbox"/>			
							<input type="checkbox"/>	<input type="checkbox"/>				<input type="checkbox"/>
							<input type="checkbox"/>	<input type="checkbox"/>				<input type="checkbox"/>
							<input type="checkbox"/>	<input type="checkbox"/>				<input type="checkbox"/>
									<input type="checkbox"/>			
									<input checked="" type="checkbox"/>			
												<input type="checkbox"/>
	7	<input type="checkbox"/>	<input type="checkbox"/>	<input type="checkbox"/>								<input type="checkbox"/>
												<input type="checkbox"/>
												<input type="checkbox"/>
												<input type="checkbox"/>
	8	<input type="checkbox"/>	<input type="checkbox"/>	<input type="checkbox"/>								
	9	<input type="checkbox"/>										
	10	<input type="checkbox"/>	<input type="checkbox"/>	<input type="checkbox"/>								<input type="checkbox"/>
								<input type="checkbox"/>	<input type="checkbox"/>			<input type="checkbox"/>



1, 2



4



8



9



10

Accessories for scrubber-driers: roller brushes.




The colors of the brushes correspond to the colors of the pads: the harder, the darker.
Colors: white = soft, for polishing or for sensitive floors, red = medium for normal cleaning, orange = high/low for structured floors, green = hard for stubborn dirt, black = very hard for extremely stubborn dirt.

		Order No.	Hardness / Brush type	Length / Diameter	Color	Quantity	Description
Roller brushes BR¹⁾							
Roller brush BR	1	4.762-458.0	medium	16"	red	1 piece	For all floors.
	2	4.762-250.0	very soft	16"	white	1 piece	For cleaning sensitive floors and polishing.
	3	4.762-251.0	high/low	16"	orange	1 piece	For cleaning highly structured floors and deep crevices.
	4	4.762-252.0	hard	16"	green	1 piece	For removing stubborn dirt and fiber-deep cleaning; only for insensitive coverings.
		4.762-254.0	soft	16"	blue	1 piece	Carpet brush for loop-pile carpets.
	5	4.762-274.0	soft	16"	natural	1 piece	Horse hair, ideal for cleaning and polishing.
	6	4.762-481.0	very hard	16"	black	1 piece	For extremely stubborn dirt and fiber-deep cleaning only for insensitive floors.
		4.762-428.0	medium	12"	red	1 piece	
		4.762-452.0	soft	12"	white	1 piece	
		4.762-484.0	high/low	12"	orange	1 piece	
		4.762-499.0	medium	12"	blue	1 piece	
	7	4.762-392.0	medium	18"	red	1 piece	For all floors.
	8	4.762-405.0	soft	18"	white	1 piece	For cleaning sensitive floors and polishing.
	9	4.762-406.0	high/low	18"	orange	1 piece	For cleaning highly structured floors and deep crevices.
	10	4.762-407.0	hard	18"	green	1 piece	For removing stubborn dirt and fiber-deep cleaning; only for insensitive coverings.
	11	4.762-408.0	very hard	18"	black	1 piece	For extremely stubborn dirt and fiber-deep cleaning; only for insensitive coverings.
	12	4.762-393.0	medium	22"	red	1 piece	For all floors.
	13	4.762-409.0	soft	22"	white	1 piece	For cleaning sensitive floors and polishing.
	14	4.762-410.0	high/low	22"	orange	1 piece	For cleaning highly structured floors and deep crevices.
	15	4.762-411.0	hard	22"	green	1 piece	For removing stubborn dirt and fiber-deep cleaning; only for insensitive coverings.
	16	4.762-412.0	very hard	22"	black	1 piece	For extremely stubborn dirt and fiber-deep cleaning; only for insensitive coverings.
	17	5.762-172.0	soft	18"	white	1 piece	For cleaning sensitive floors and polishing.
	18	5.762-169.0	medium	18"	red	1 piece	For all floors.
	19	5.762-170.0	high/low	18"	orange	1 piece	For cleaning highly structured floors and deep crevices.
	20	5.762-171.0	hard	18"	green	1 piece	For removing stubborn dirt and fiber-deep cleaning; only for insensitive coverings.
	21	6.906-981.0	soft	25"	white	1 piece	For R 65 head.
	22	6.906-935.0	medium	25"	red	1 piece	For R 65 head.
		6.906-934.0	medium	21"	red	1 piece	For R 55 head.
	23	6.906-982.0	high/low	25"	orange	1 piece	For R 65 head.
	24	6.906-983.0	hard	25"	green	1 piece	For R 65 head.
	25	6.906-984.0	very hard	25"	black	1 piece	For R 65 head.
	26	6.906-977.0	soft	21"	white	1 piece	For R 55 head.
	27	6.906-934.0	medium	21"	red	1 piece	For R 55 head.
	28	6.906-978.0	high/low	21"	orange	1 piece	For R 55 head.
	29	6.906-979.0	hard	21"	green	1 piece	For R 55 head.
	30	6.906-980.0	very hard	21"	black	1 piece	For R 55 head.
	31	6.906-985.0	soft	28"	white	1 piece	For R 75 head.
	32	6.906-936.0	medium	28"	red	1 piece	For R 75 head.
	33	6.906-986.0	high/low	28"	orange	1 piece	For R 75 head.
	34	6.906-987.0	hard	28"	green	1 piece	For R 75 head.
	35	6.906-988.0	very hard	28"	black	1 piece	For R 75 head.

■ Included in delivery. □ Available accessories. ¹⁾ Machine requires 2.

		BRS 40/1000	BR 30/4	BR 40/10 C	BD 40/25 C Bp	BR 40/25 C Bp	BR 45/40 C Bp	BR 55/40 C Bp	BR 530 Bp	BD 530 Bp	B 60 W	B 80 W
1	<input type="checkbox"/>		<input checked="" type="checkbox"/>		<input checked="" type="checkbox"/>							
2	<input type="checkbox"/>		<input type="checkbox"/>		<input type="checkbox"/>							
3	<input type="checkbox"/>		<input type="checkbox"/>		<input type="checkbox"/>							
4	<input type="checkbox"/>		<input type="checkbox"/>		<input type="checkbox"/>							
5	<input type="checkbox"/>		<input type="checkbox"/>		<input type="checkbox"/>							
6	<input type="checkbox"/>		<input type="checkbox"/>		<input type="checkbox"/>							
			<input checked="" type="checkbox"/>									
			<input type="checkbox"/>									
			<input type="checkbox"/>									
			<input type="checkbox"/>									
7						<input checked="" type="checkbox"/>						
8						<input type="checkbox"/>						
9						<input type="checkbox"/>						
10						<input type="checkbox"/>						
11						<input type="checkbox"/>						
12							<input checked="" type="checkbox"/>					
13							<input type="checkbox"/>					
14							<input type="checkbox"/>					
15							<input type="checkbox"/>					
16							<input type="checkbox"/>					
17								<input type="checkbox"/>				
18								<input checked="" type="checkbox"/>				
19								<input type="checkbox"/>				
20								<input type="checkbox"/>				
21									<input type="checkbox"/>	<input type="checkbox"/>		
22									<input type="checkbox"/>	<input type="checkbox"/>		
									<input type="checkbox"/>			
23									<input type="checkbox"/>	<input type="checkbox"/>		
24									<input type="checkbox"/>	<input type="checkbox"/>		
25									<input type="checkbox"/>	<input type="checkbox"/>		
26									<input type="checkbox"/>	<input type="checkbox"/>		
27									<input type="checkbox"/>	<input type="checkbox"/>		
28									<input type="checkbox"/>	<input type="checkbox"/>		
29									<input type="checkbox"/>	<input type="checkbox"/>		
30									<input type="checkbox"/>	<input type="checkbox"/>		
31										<input type="checkbox"/>		
32										<input type="checkbox"/>		
33										<input type="checkbox"/>		
34										<input type="checkbox"/>		
35										<input type="checkbox"/>		


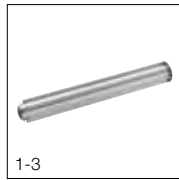


Accessories for scrubber-driers: roller pads, disc brushes.

		Order No.	Hardness / Brush type	Diameter	Length	Color	Quantity	Description
Roller pads shaft¹⁾								
Roller pad shaft	1	4.762-228.0			16"		1 piece	For mounting roller pads or microfiber rollers.
	2	4.762-413.0			18"		1 piece	For mounting roller pads or microfiber rollers.
	3	4.762-415.0			22"		1 piece	For mounting roller pads or microfiber rollers.
		4.762-184.0			18"		1 piece	For mounting roller pads or microfiber rollers.
		4.762-432.0			21"		1 piece	For mounting roller pads or microfiber rollers. Fits R 55 head.
		4.762-433.0			25"		1 piece	For mounting roller pads or microfiber rollers. Fits R 65 head.
		4.762-434.0			28"		1 piece	For mounting roller pads or microfiber rollers. Fits R 75 head.
Roller pads, pre-mounted on sleeves¹⁾								
Roller pad on sleeve	4	6.369-724.0	soft	3.8"	16"	yellow	1 piece	Roller pads pre-mounted on sleeves, for polishing and cleaning unstructured floors. In combination with roller pad shaft 4.762-228.0.
	5	6.369-725.0	hard	3.8"	16"	green	1 piece	For removing stubborn dirt and deep cleaning unstructured floors. In combination with roller pad shaft 4.762-228.0.
	6	6.369-726.0	medium	3.8"	16"	red	1 piece	For cleaning unstructured floors. In combination with roller pad shaft 4.762-228.0.
	7	6.367-105.0	soft	3.8"	18"	yellow	1 piece	For polishing and cleaning unstructured floors. In combination with roller pad shaft 4.762-413.0.
	8	6.367-106.0	hard	3.8"	18"	green	1 piece	For removing stubborn dirt and deep cleaning unstructured floors. In combination with roller pad shaft 4.762-413.0.
	9	6.367-107.0	medium	3.8"	18"	red	1 piece	For cleaning unstructured floors. In combination with roller pad shaft 4.762-413.0.
		6.369-727.0	very soft	3.8"	16"	white	1 piece	For hi-gloss polishing and cleaning non-structured floors. Combined with roller pad shaft 4.762-228.0
		6.369-728.0	soft	3.8"	18"	yellow	1 piece	For polishing and cleaning unstructured floors. In combination with roller pad shaft 4.762-413.0.
		6.369-730.0	medium	3.8"	18"	red	1 piece	For cleaning unstructured floors. In combination with roller pad shaft 4.762-413.0.
		6.369-729.0	hard	3.8"	18"	green	1 piece	For removing stubborn dirt and deep cleaning unstructured floors. In combination with roller pad shaft 4.762-413.0.
		6.369-731.0	very soft	3.8"	18"	white	1 piece	For polishing and cleaning unstructured floors. In combination with roller pad shaft 4.762-413.0.
	10	6.369-732.0	soft	3.8"	22"	yellow	1 piece	For polishing and cleaning unstructured floors. In combination with roller pad shaft 4.762-415.0.
	11	6.369-733.0	hard	3.8"	22"	green	1 piece	For removing stubborn dirt and deep cleaning unstructured floors. In combination with roller pad shaft 4.762-415.0.
	12	6.369-734.0	medium	3.8"	22"	red	1 piece	For cleaning unstructured floors. In combination with roller pad shaft 4.762-415.0.
		6.369-454.0	soft	4"		yellow	20 pieces	For polishing and cleaning unstructured floors.
	6.369-455.0	hard	4"		green	20 pieces	For removing stubborn dirt and deep cleaning unstructured floors.	
	6.369-456.0	medium	4"		red	20 pieces	For cleaning unstructured floors.	
Microfiber rollers¹⁾								
Microfiber roller		4.762-453.0	Microfiber		12"	light green	1 piece	
	13	4.114-004.0	Microfiber		16"	light green	1 piece	In combination with roller pad shaft 4.762-228.0.
	14	4.114-009.0	Microfiber		18"	light green	1 piece	In combination with roller pad shaft 4.762-413.0.
	15	4.114-010.0	Microfiber		22"	light green	1 piece	In combination with roller pad shaft 4.762-415.0.
		4.114-005.0	Microfiber		22"	light green		For R 55 brush head.
		4.114-006.0	Microfiber		26"	light green		For R 65 brush head.
		4.114-007.0	Microfiber		30"	light green		For R 75 brush head.

■ Included in delivery. □ Available accessories. ¹⁾ Machine requires 2.

	BRS 40/1000	BR 30/4	BR 40/10 C	BD 40/25 C Bp	BR 40/25 C Bp	BR 45/40 C Bp	BR 55/40 C Bp	BR 530 Bp	BD 530 Bp	B 60 W	B 80 W
1	<input type="checkbox"/>	<input type="checkbox"/>	<input type="checkbox"/>	<input type="checkbox"/>							
2					<input type="checkbox"/>						
3						<input type="checkbox"/>					
							<input type="checkbox"/>				
								<input type="checkbox"/>			
									<input type="checkbox"/>	<input type="checkbox"/>	<input type="checkbox"/>
										<input type="checkbox"/>	<input type="checkbox"/>
											<input type="checkbox"/>
4	<input type="checkbox"/>	<input type="checkbox"/>	<input type="checkbox"/>	<input type="checkbox"/>							
5	<input type="checkbox"/>	<input type="checkbox"/>	<input type="checkbox"/>	<input type="checkbox"/>							
6	<input type="checkbox"/>	<input type="checkbox"/>	<input type="checkbox"/>	<input type="checkbox"/>							
7					<input type="checkbox"/>						
8					<input type="checkbox"/>						
9					<input type="checkbox"/>						
	<input type="checkbox"/>	<input type="checkbox"/>									
								<input type="checkbox"/>			
								<input type="checkbox"/>			
								<input type="checkbox"/>			
								<input type="checkbox"/>			
10							<input type="checkbox"/>				
11							<input type="checkbox"/>				
12							<input type="checkbox"/>				
									<input type="checkbox"/>	<input type="checkbox"/>	<input type="checkbox"/>
									<input type="checkbox"/>	<input type="checkbox"/>	<input type="checkbox"/>
									<input type="checkbox"/>	<input type="checkbox"/>	<input type="checkbox"/>
										<input type="checkbox"/>	<input type="checkbox"/>
											<input type="checkbox"/>
13	<input type="checkbox"/>	<input type="checkbox"/>	<input type="checkbox"/>	<input type="checkbox"/>							
14					<input type="checkbox"/>						
15						<input type="checkbox"/>					
									<input type="checkbox"/>	<input type="checkbox"/>	<input type="checkbox"/>
									<input type="checkbox"/>	<input type="checkbox"/>	<input type="checkbox"/>
										<input type="checkbox"/>	<input type="checkbox"/>



Floor scrubbers /
Scrubber driers

	Order No.	Hardness / Brush type	Diameter	Length	Color	Quantity	Description
Disc brushes BD							
16	6.907-151.0	medium		15"	red	1 piece	For all general cleaning tasks.
17	6.907-152.0	hard		15"	black	1 piece	For removing stubborn dirt and fiber-deep cleaning. Only for non-sensitive coverings.
18	6.907-153.0	soft		15"	natural	1 piece	Made from natural fibers for cleaning and polishing.
19	6.907-154.0	very soft		15"	white	1 piece	For cleaning sensitive floors and polishing.
	6.906-056.0	soft		18"	natural	1 piece	Made from natural fibers for cleaning and polishing.
	6.906-054.0	medium		18"	red	1 piece	For all general cleaning tasks.
	6.906-055.0	hard		18"	black	1 piece	For removing stubborn dirt and fiber-deep cleaning. Only for non-sensitive coverings.
	4.905-008.0	very soft		22"	white	1 piece	For cleaning sensitive floors and polishing.
	4.905-007.0	soft		22"	natural	1 piece	Made from natural fibers for cleaning and polishing.
	4.905-002.0	medium		22"	red	1 piece	For all general cleaning tasks.
	4.905-009.0	hard		22"	black	1 piece	For removing stubborn dirt and fiber-deep cleaning. Only for non-sensitive coverings.
	4.905-011.0	very soft		14"	white	1 piece	Fits D 65 head.
	4.905-012.0	soft		14"	natural	1 piece	Fits D 65 head.
	4.905-010.0	medium		14"	red	1 piece	Fits D 65 head.
	4.905-013.0	hard		14"	black	1 piece	Fits D 65 head.
	4.905-014.0	medium		12"	red	1 piece	Fits D 55 head.
	4.905-015.0	very soft		12"	white	1 piece	Fits D 55 head.
	4.905-016.0	soft		12"	natural	1 piece	Fits D 55 head.
	4.905-017.0	hard		12"	black	1 piece	Fits D 55 head.
	4.905-018.0	medium		15"	red	1 piece	Fits D 75 head.
	4.905-019.0	very soft		15"	white	1 piece	Fits D 75 head.
	4.905-020.0	soft		15"	natural	1 piece	Fits D 75 head.
	4.905-021.0	hard		15"	black	1 piece	Fits D 75 head.

■ Included in delivery. □ Available accessories. ¹⁾ Machine requires 2.

	BRS 40/1000	BR 30/4	BR 40/10 C	BD 40/25 C Bp	BR 40/25 C Bp	BR 45/40 C Bp	BR 55/40 C Bp	BR 530 Bp	BD 530 Bp	B 60 W	B 80 W
16				<input checked="" type="checkbox"/>							
17				<input type="checkbox"/>							
18				<input type="checkbox"/>							
19				<input type="checkbox"/>					<input type="checkbox"/>		
									<input checked="" type="checkbox"/>		
									<input type="checkbox"/>		
							<input type="checkbox"/>				
							<input type="checkbox"/>				
							<input checked="" type="checkbox"/>				
							<input type="checkbox"/>				
								<input type="checkbox"/>		<input type="checkbox"/>	<input type="checkbox"/>
									<input type="checkbox"/>	<input type="checkbox"/>	<input type="checkbox"/>
									<input type="checkbox"/>	<input type="checkbox"/>	<input type="checkbox"/>
									<input type="checkbox"/>	<input type="checkbox"/>	<input type="checkbox"/>
									<input type="checkbox"/>	<input type="checkbox"/>	<input type="checkbox"/>
									<input type="checkbox"/>	<input type="checkbox"/>	<input type="checkbox"/>
									<input type="checkbox"/>	<input type="checkbox"/>	<input type="checkbox"/>
									<input type="checkbox"/>	<input type="checkbox"/>	<input type="checkbox"/>
									<input type="checkbox"/>	<input type="checkbox"/>	<input type="checkbox"/>
									<input type="checkbox"/>	<input type="checkbox"/>	<input type="checkbox"/>
									<input type="checkbox"/>	<input type="checkbox"/>	<input type="checkbox"/>



Floor scrubbers / Scrubber driers

Accessories for scrubber-driers: disc pads, squeegees.

Pads can also be used on scrubber driers. The color of the pad shows the intended use. Microfiber pads are ideal for cleaning fine stoneware. The transparent squeegees are made of oil-resistant and hard-wearing polyurethane. These squeegees can also be used 4 times and have a wear boundary layer.

		Order No.	Hardness / Brush type	Diameter	Length	Color	Quantity	Description	
Pad drive boards									
Pad drive board	1	6.907-150.0		14"			1 piece	For cleaning with pads. With quick-change coupling and center lock.	
		6.906-332.0		18"			1 piece	For cleaning with pads. With quick-change coupling and center lock.	
		4.762-445.0		11"			1 piece	For cleaning with pads. With quick-change coupling and center lock. For D 55 heads.	
		4.762-446.0		13"			1 piece	For cleaning with pads. With quick-change coupling and center lock. For D 65 heads.	
Disc pads									
	2	6.369-789.0	hard	15"		black	5 pieces	For removing stubborn dirt and fiber-deep cleaning.	
	3	6.369-790.0	medium hard	15"		green	5 pieces	For removing stubborn dirt and fiber-deep cleaning.	
	4	6.369-791.0	medium soft	15"		red	5 pieces	For cleaning all types of floors.	
		6.369-024.0	soft	18"		red	5 pieces		
		6.369-023.0	medium	18"		green	5 pieces		
		6.369-022.0	hard	18"		black	5 pieces		
		6.369-960.0	microfiber	18"		white	5 pieces		
		6.369-003.0	soft	14"		red	5 pieces	For D 65 head.	
		6.369-002.0	medium	14"		green	5 pieces	For D 65 head.	
		6.369-001.0	hard	14"		black	5 pieces	For D 65 head.	
		6.369-959.0	microfiber	14"		white	5 pieces	For D 65 head.	
Microfiber pads									
	5	6.371-078.0	Microfiber	15"		white	5 pieces	Excellent cleaning power. Also deep cleans fine stoneware tiles.	
Diamond pads									
	6	6.371-187.0	coarse	15"		brown	5 pieces	For restoring as preparation for the violet pad.	
	7	6.371-188.0	fine	15"		violet	5 pieces	For cleaning and high-luster polishing at the same time.	
		6.371-181.0	coarse	11"		brown	5 pieces	For restoring as preparation for the violet pad.	
		6.371-182.0	fine	11"		violet	5 pieces	For cleaning and high-luster polishing at the same time.	
		6.371-185.0	coarse	14"		brown	5 pieces	For restoring as preparation for the violet pad.	
		6.371-186.0	fine	14"		violet	5 pieces	For cleaning and high-luster polishing at the same time.	
Other accessories									
Suction hose accessory	8	4.444-015.0			11.5'		1 piece	For picking up water from corners or containers (e. g. freezers); 11.5'	
Filling hose	9	6.389-524.0			5'		1 piece	For easy filling from the tap.	
Cleaning agent dosing system DS 3	10	2.641-811.0					1 piece	Can be attached directly to a water tap; the mixture of water and cleaning agent is filled into the fresh water tank. Also for use in combination with the ABS filling system.	
Squeegees, complete									
Squeegee, complete	11	4.777-400.0			30"		1 piece	Straight, without supporting rollers. Squeegee of soft natural rubber.	
	12	4.777-406.0			34"		1 piece	Straight, without supporting rollers. Squeegee of soft natural rubber.	
	13	4.777-416.0			34"		1 piece	Bent, without supporting rollers. Squeegee of soft natural rubber.	
Rubber blades for squeegees									
Rubber blade	14	6.680-086.0			25.5"	transparent	2 pieces	Slotted, oil-resistant, polyurethane.	
	15	6.273-253.0			31"	blue	2 pieces	Fluted, standard, natural rubber.	
	16	6.273-254.0			31"	transparent	2 pieces	Fluted, oil-resistant, polyurethane.	
	17	6.273-262.0			31"	transparent	2 pieces	Slotted, oil-resistant, polyurethane.	
	18	6.273-207.0			34"	transparent	2 pieces	Fluted, oil-resistant, polyurethane.	
	19	6.273-213.0			34"	blue	2 pieces	Fluted, standard, natural rubber.	
	20	6.273-229.0			34"	transparent	2 pieces	Slotted, oil-resistant, polyurethane.	
	21	6.273-290.0			34"	transparent	2 pieces	Closed, oil-resistant, for structured floors.	
			6.273-205.0			34"	transparent	2 pieces	Slotted, oil-resistant, for sensitive floors.
			6.273-208.0			34"	transparent	2 pieces	Standard, fluted, oil-resistant.
			6.273-214.0			34"	blue	2 pieces	Fluted, made of natural rubber

Available accessories.

	BD 40/25 C Bp	BR 40/25 C Bp	BR 45/40 C Bp	BR 55/40 C Bp	BR 530 Bp	BD 530 Bp	B 60 W	B 80 W
1	<input type="checkbox"/>					<input type="checkbox"/>	<input type="checkbox"/>	<input type="checkbox"/>
2	<input type="checkbox"/>					<input type="checkbox"/>	<input type="checkbox"/>	<input type="checkbox"/>
3	<input type="checkbox"/>					<input type="checkbox"/>	<input type="checkbox"/>	<input type="checkbox"/>
4	<input type="checkbox"/>					<input type="checkbox"/>	<input type="checkbox"/>	<input type="checkbox"/>
5	<input type="checkbox"/>					<input type="checkbox"/>	<input type="checkbox"/>	<input type="checkbox"/>
6	<input type="checkbox"/>					<input type="checkbox"/>	<input type="checkbox"/>	<input type="checkbox"/>
7	<input type="checkbox"/>					<input type="checkbox"/>	<input type="checkbox"/>	<input type="checkbox"/>
8	<input type="checkbox"/>	<input type="checkbox"/>	<input type="checkbox"/>	<input type="checkbox"/>				
9	<input type="checkbox"/>	<input type="checkbox"/>	<input type="checkbox"/>	<input type="checkbox"/>				
10	<input type="checkbox"/>	<input type="checkbox"/>	<input type="checkbox"/>	<input type="checkbox"/>				
11	<input type="checkbox"/>	<input type="checkbox"/>						
12			<input type="checkbox"/>	<input type="checkbox"/>				
13				<input type="checkbox"/>				
14								
15	<input type="checkbox"/>	<input type="checkbox"/>						
16	<input type="checkbox"/>	<input type="checkbox"/>						
17	<input type="checkbox"/>	<input type="checkbox"/>						
18			<input type="checkbox"/>	<input type="checkbox"/>				
19			<input type="checkbox"/>	<input type="checkbox"/>			<input type="checkbox"/>	
20			<input type="checkbox"/>	<input type="checkbox"/>			<input type="checkbox"/>	
21			<input type="checkbox"/>	<input type="checkbox"/>			<input type="checkbox"/>	
							<input type="checkbox"/>	<input type="checkbox"/>
							<input type="checkbox"/>	<input type="checkbox"/>
							<input type="checkbox"/>	<input type="checkbox"/>



Floor scrubbers / Scrubber driers

Accessories for scrubber-driers: batteries.



Only chargers and batteries suitable for the machine ensure a long service life. Kärcher has batteries and chargers for all machines.

Floor scrubbers /
Scrubber driers

NEW		Order No.	Battery voltage	Amp Hours	Battery type	Quantity	Description
Low Maintenance batteries							
Battery	1	8.622-835.0	6 V	225	Low Maintenance	4 x	
Battery	2	8.622-839.0	12 V	105	Low Maintenance	2 x	
AGM Batteries							
Battery	3	8.629-183.0	12 V	100	Maintenance free	2 x	
Battery	4	8.632-254.0	6 V	255	Maintenance free	4 x	
Battery	5	8.632-375.0	12 V	138	Maintenance free	2 x	
Battery charger							
Charger	6	8.628-403.0	24 V		Separate	1 x	24V, 12A, 115V, C50. For use with 8.622-835.0, 8.622-839.0
Charger	7	8.629-377.0	24 V		Separate	1 x	24V, 24A, 115G. For use with 8.622-843.0, 8.629-183.0, 8.629-184.0, 8.632-254.0

■ Included in delivery. □ Accessories available.

		BD 40/25 C Bp	BR 40/25 C Bp	BR 530 Bp	BD 530 Bp	BR 45/40 C Bp	BR 55/40 C Bp	B 60 W	B 80 W
1								<input type="checkbox"/>	
2		<input type="checkbox"/>	<input type="checkbox"/>	<input type="checkbox"/>	<input type="checkbox"/>	<input type="checkbox"/>	<input type="checkbox"/>	<input type="checkbox"/>	
3		<input type="checkbox"/>	<input type="checkbox"/>	<input type="checkbox"/>	<input type="checkbox"/>	<input type="checkbox"/>	<input type="checkbox"/>	<input type="checkbox"/>	
4							<input type="checkbox"/>	<input type="checkbox"/>	
5							<input type="checkbox"/>	<input type="checkbox"/>	
6		<input type="checkbox"/>	<input type="checkbox"/>	<input type="checkbox"/>	<input type="checkbox"/>	<input type="checkbox"/>	<input type="checkbox"/>	<input type="checkbox"/>	
7							<input type="checkbox"/>	<input type="checkbox"/>	

Floor scrubbers /
Scrubber driers

Accessories for ride-on scrubbers: roller brushes/pads.

		Order No.	Hardness / Brush type	Length / Diameter	Color	Quantity	Description
Roller brushes¹⁾							
	1	6.906-007.0	medium	36"	red	1 x	For all floors.
	2	6.906-010.0	soft	36"	white	1 x	For cleaning and polishing sensitive floors.
	3	6.906-009.0	high/low	36"	orange	1 x	For cleaning heavily structured floors and deep grout.
	4	6.906-008.0	hard	36"	green	1 x	For extreme stains and deep cleaning; only for floors that are not sensitive.
	5	6.906-252.0	very hard	36"	black	1 x	For extreme stains and deep cleaning; only for floors that are not sensitive.
	6	6.906-938.0	medium	40"	red	1 x	For all floors.
	7	6.906-993.0	soft	40"	white	1 x	For cleaning sensitive floors and for polishing.
	8	6.906-666.0	high/low	40"	orange	1 x	For cleaning heavily structured floors and deep grout.
	9	6.906-995.0	hard	40"	green	1 x	For extreme stains and deep cleaning; only for floors that are not sensitive.
	10	6.906-996.0	very hard	40"	black	1 x	For stubborn stains and deep cleaning; only for floors that are not sensitive.
	11	6.906-853.0	medium	48"	red	1 x	For all floors.
	12	6.906-855.0	soft	48"	white	1 x	For cleaning sensitive floors and for polishing.
	13	6.906-854.0	high/low	48"	orange	1 x	For cleaning heavily structured floors and deep grout.
	14	6.906-856.0	very hard	48"	black	1 x	For stubborn stains and deep cleaning; only for floors that are not sensitive.
Microfiber rollers¹⁾							
	15	4.114-005.0	microfiber	22"	light green	1 x	Combined with pad roller shaft 4.762-432.0. Fits R 55.
	16	4.114-006.0	microfiber	26"	light green	1 x	Combined with pad roller shaft 4.762-433.0. Fits R 65.
	17	4.114-007.0	microfiber	28"	light green	1 x	Combined with pad roller shaft 4.762-434.0. Fits R 75.
	18	4.114-008.0	microfiber	31.5"	light green	1 x	Combined with pad roller shaft 4.762-435.0. Fits R 90.
Roller pads							
	19	6.369-389.0	very soft	4"	white	20 x	For polishing and cleaning non-structured floors. Combined with the matching pad roller shaft.
	20	6.369-454.0	soft	4"	yellow	20 x	Can be used for polishing and cleaning non-structured floors. Combined with the matching pad roller shaft.
	21	6.369-456.0	medium	4"	red	20 x	For cleaning non-structured floors. Combined with pad roller shaft.
	22	6.369-455.0	hard	4"	green	20 x	For removing stubborn dirt or for deep cleaning of non-structured floors. Combined with the matching pad roller shaft.
	23	6.371-076.0	medium	5"	red	20 x	For cleaning non-structured floors. Combined with pad roller shaft 4.762-436.0.
	24	6.371-077.0	hard	5"	green	20 x	For removing stubborn dirt or for deep cleaning of non-structured floors. Combined with pad roller shaft 4.762-436.0.

■ Included in delivery. □ Accessories available. ¹⁾ Machine requires 2 pcs. ²⁾ Machine requires (55) 2x 40 pcs, (65) 2x 48 pcs, (75) 2x 53 pcs, (90) 2x 60 pcs.

³⁾ Machine requires 2x 60 pcs.

		B 90 R Adv Bp	B 140 R	BR 100/250 R	BR 120/250 R
	1	<input checked="" type="checkbox"/>			
	2	<input type="checkbox"/>			
	3	<input type="checkbox"/>			
	4	<input type="checkbox"/>			
	5	<input type="checkbox"/>			
	6		<input checked="" type="checkbox"/>		
	7		<input type="checkbox"/>		
	8		<input type="checkbox"/>		
	9		<input type="checkbox"/>		
	10		<input type="checkbox"/>		
	11				<input checked="" type="checkbox"/>
	12				<input type="checkbox"/>
	13				<input type="checkbox"/>
	14				<input type="checkbox"/>
	15	<input type="checkbox"/>			
	16	<input type="checkbox"/>			
	17	<input type="checkbox"/>	<input type="checkbox"/>		
	18	<input type="checkbox"/>			
	19	<input type="checkbox"/>	<input type="checkbox"/>	<input type="checkbox"/>	
	20	<input type="checkbox"/>	<input type="checkbox"/>	<input type="checkbox"/>	
	21	<input type="checkbox"/>	<input type="checkbox"/>	<input type="checkbox"/>	
	22	<input type="checkbox"/>	<input type="checkbox"/>	<input type="checkbox"/>	
	23			<input type="checkbox"/>	<input type="checkbox"/>
	24			<input type="checkbox"/>	<input type="checkbox"/>



Floor scrubbers /
Scrubber driers

	Order No.	Hardness / Brush type	Length/ Diameter	Color	Quantity	Description	B 90 R Adv Bp	B 140 R	BR 100/250 R	BR 120/250 R
Roller pad shaft ¹⁾										
	49	4.762-432.0		21"	1 x	Fits R 55 head.	<input type="checkbox"/>	<input type="checkbox"/>	<input type="checkbox"/>	<input type="checkbox"/>
	50	4.762-433.0		25"	1 x	Fits R 65 head.	<input type="checkbox"/>	<input type="checkbox"/>	<input type="checkbox"/>	<input type="checkbox"/>
	51	4.762-434.0		28"	1 x	Fits R 75 head.	<input type="checkbox"/>	<input type="checkbox"/>	<input type="checkbox"/>	<input type="checkbox"/>
	52	4.762-435.0		31.5"	1 x	Fits R 90 head.	<input type="checkbox"/>	<input type="checkbox"/>	<input type="checkbox"/>	<input type="checkbox"/>
	53	4.762-436.0		35"	1 x		<input type="checkbox"/>	<input type="checkbox"/>	<input type="checkbox"/>	<input type="checkbox"/>
Disc brushes for BD										
	54	4.905-010.0	medium	14"	red	1 x	For use in all conventional cleaning applications. Standard with D 65 head.	<input type="checkbox"/>	<input type="checkbox"/>	<input type="checkbox"/>
	55	4.905-011.0	very soft	14"	white	1 x	For cleaning and polishing sensitive floors. Fits D 65 head.	<input type="checkbox"/>	<input type="checkbox"/>	<input type="checkbox"/>
	56	4.905-012.0	soft	14"	natural	1 x	Made of natural fibres for cleaning and polishing. Fits D 65 head.	<input type="checkbox"/>	<input type="checkbox"/>	<input type="checkbox"/>
	57	4.905-013.0	hard	14"	black	1 x	For stubborn stains and deep cleaning. Only for floors that are not sensitive. Fits D 65 head.	<input type="checkbox"/>	<input type="checkbox"/>	<input type="checkbox"/>
	58	4.905-014.0	medium	12"	red	1 x	For all floors. Standard with D 75 head. For use in all conventional cleaning applications.	<input type="checkbox"/>	<input type="checkbox"/>	<input type="checkbox"/>
	59	4.905-015.0	very soft	12"	white	1 x	For cleaning and polishing sensitive floors. Fits D 55 head.	<input type="checkbox"/>	<input type="checkbox"/>	<input type="checkbox"/>
	60	4.905-016.0	soft	12"	natural	1 x	Made of natural fibres for cleaning and polishing. Fits D 55 head.	<input type="checkbox"/>	<input type="checkbox"/>	<input type="checkbox"/>
	61	4.905-017.0	hard	12"	black	1 x	For extreme stains and deep cleaning. Only for floors that are not sensitive. Fits D 55 head.	<input type="checkbox"/>	<input type="checkbox"/>	<input type="checkbox"/>
	62	4.905-018.0	medium	15"	red	1 x	For all floors. Standard with D 75 head. For use in all standard cleaning applications.	<input type="checkbox"/>	<input type="checkbox"/>	<input type="checkbox"/>
	63	4.905-019.0	very soft	15"	white	1 x	For cleaning and polishing sensitive floors. Fits D 75 head.	<input type="checkbox"/>	<input type="checkbox"/>	<input type="checkbox"/>
	64	4.905-020.0	soft	15"	natural	1 x	Made of natural fibres for cleaning and polishing. Fits D 75 head.	<input type="checkbox"/>	<input type="checkbox"/>	<input type="checkbox"/>
	65	4.905-021.0	hard	15"	black	1 x	For stubborn stains and for deep cleaning. Only for floors that are not sensitive. Fits D 75 head.	<input type="checkbox"/>	<input type="checkbox"/>	<input type="checkbox"/>
	66	4.905-003.0	medium	18"	red	1 x	For all floors. For use in all conventional cleaning applications.	<input type="checkbox"/>	<input type="checkbox"/>	<input type="checkbox"/>
	67	4.905-004.0	soft	18"	natural	1 x	Made of natural fibres for cleaning and polishing.	<input type="checkbox"/>	<input type="checkbox"/>	<input type="checkbox"/>
	68	4.905-005.0	very soft	18"	white	1 x	For cleaning sensitive floors and for polishing.	<input type="checkbox"/>	<input type="checkbox"/>	<input type="checkbox"/>
	69	4.905-006.0	hard	18"	black	1 x	For extreme stains and deep cleaning. Only for floors that are not sensitive.	<input type="checkbox"/>	<input type="checkbox"/>	<input type="checkbox"/>

■ Included in delivery. □ Accessories available. ¹⁾ Machine requires 2 pcs. ²⁾ Machine requires (55) 2x 40 pcs, (65) 2x 48 pcs, (75) 2x 53 pcs.
³⁾ Machine requires (75) 2x 53 pcs.



		Order No.	Hardness / Brush type	Length	Color	Quantity	Description			B 90 R /Adv Bp	B 140 R	BR 100/250 R	BR 120/250 R
Pads													
	1	6.369-001.0	hard	14"	black	5 x	For removing stubborn dirt and for deep cleaning. Fits D 65 head.	1	<input type="checkbox"/>				
	2	6.369-002.0	medium hard	14"	green	5 x	For cleaning heavily soiled floors and for deep cleaning. Fits D 65 head.	2	<input type="checkbox"/>				
	3	6.369-003.0	soft	14"	red	5 x	For cleaning all floors. Fits D 65 head.	3	<input type="checkbox"/>				
	4	6.369-789.0	hard	15"	black	5 x	For removing stubborn dirt and for deep cleaning. Fits D 75 head.	4	<input type="checkbox"/>	<input type="checkbox"/>			
	5	6.369-790.0	medium hard	15"	green	5 x	For cleaning heavily soiled floors and for deep cleaning. Fits D 75 head.	5	<input type="checkbox"/>	<input type="checkbox"/>			
	6	6.369-791.0	soft	15"	red	5 x	For cleaning all floors. Fits D 75 head.	6	<input type="checkbox"/>	<input type="checkbox"/>			
	7	6.371-153.0	soft	11"	red	5 x	For cleaning all floors. Fits D 55 head.	7	<input type="checkbox"/>				
	8	6.371-154.0	medium hard	11"	green	5 x	For cleaning heavily soiled floors and for deep cleaning. Fits D 55 head.	8	<input type="checkbox"/>				
	9	6.371-155.0	hard	11"	black	5 x	For removing stubborn dirt and for deep cleaning. Fits D 55 head.	9	<input type="checkbox"/>				
	10	6.369-022.0	hard	18"	black	5 x	For removing stubborn dirt and for deep cleaning. Fits D 90 head.	10	<input type="checkbox"/>				
	11	6.369-023.0	medium hard	18"	green	5 x	For cleaning heavily soiled floors and for deep cleaning. Fits D 90 head.	11	<input type="checkbox"/>				
	12	6.369-024.0	soft	18"	red	5 x	For cleaning all floors. Fits D 90 head.	12	<input type="checkbox"/>				
	13	6.369-077.0	hard	20"	black	5 x	For removing stubborn dirt or for deep cleaning.	13					
Pad drive boards ¹⁾													
	19	4.762-445.0		11"		1 x	Fits D 55 head. For cleaning with pads. With quick-changing coupling and center lock.	19	<input type="checkbox"/>				
	20	4.762-446.0		13"		1 x	Fits D 65 head. For cleaning with pads. With quick-changing coupling and center lock.	20	<input type="checkbox"/>				
	21	4.762-447.0		14,8"		1 x	Fits D 75 head. For cleaning with pads. With quick-changing coupling and center lock.	21	<input type="checkbox"/>	<input type="checkbox"/>			
	22	4.762-493.0		17,5"		1 x	Fits D 90 head. For cleaning with pads. With quick-changing coupling and center lock.	22	<input type="checkbox"/>				

■ Included in delivery. □ Accessories available.



Accessories for ride-on scrubbers: squeegees and rubber blades.

Floor scrubbers /
Scrubber drivers




Curved or straight vacuum bars are available as required. Fluted squeegees are supplied as standard. Squeegees especially designed for sensitive or particularly rough floors are also available.

	Order No.	Length	Color	Quantity	Description
Squeegees, complete					
	1 4.777-412.0	37"		1 x	Curved, with support rollers. Squeegees made of oil-resistant and transparent polyurethane.
	6 4.777-413.0	41.7"		1 x	Curved, with support rollers. Squeegees made of oil-resistant and transparent polyurethane.
	4 4.777-314.0	45.2"		1 x	Curved, with support rollers. Squeegees made of oil-resistant and transparent polyurethane.
	5 4.777-415.0	55"		1 x	Curved, with support rollers. Squeegees made of oil-resistant and transparent polyurethane.
	4.777-303.0	47.7"		1 x	Straight, with support rollers. Squeegees made of oil-resistant and transparent polyurethane.
	4.777-304.0	46.5"		1 x	Straight, with support rollers. Squeegees made of oil-resistant and transparent polyurethane.
	4.777-305.0	56"		1 x	Straight, with support rollers. Squeegees made of oil-resistant and transparent polyurethane.
Rubber blades for squeegees					
	19 6.273-214.0	34.25"	blue	2 x	Fluted, made of natural rubber.
	26 6.273-252.0	47.6"	transparent	2 x	Standard fluted, oil-resistant.
	24 6.273-210.0	56.7"	transparent	2 x	Standard, fluted, oil-resistant.
	15 6.273-205.0	37.8"	transparent	2 x	Slotted, oil-resistant.
	17 6.273-208.0	37.8"	transparent	2 x	Standard, fluted, oil-resistant.
	21 6.273-206.0	42.5"	transparent	2 x	Slotted, oil-resistant.
	22 6.273-209.0	42.5"	transparent	2 x	Standard fluted, oil-resistant.
	23 6.273-215.0	42.5"	blue	2 x	Fluted, made of natural rubber.

■ Included in delivery. □ Accessories available.

		B 90 R Adv Bp	B 140 R	BR 100/250 R	BR 120/250 R
	1	<input checked="" type="checkbox"/>			
	6	<input checked="" type="checkbox"/>			
	4		<input checked="" type="checkbox"/>		
	5			<input checked="" type="checkbox"/>	
		<input type="checkbox"/>			
			<input type="checkbox"/>		
				<input type="checkbox"/>	
					<input type="checkbox"/>
	19	<input checked="" type="checkbox"/>			
	26	<input checked="" type="checkbox"/>	<input checked="" type="checkbox"/>	<input type="checkbox"/>	
	24				<input checked="" type="checkbox"/>
	15	<input type="checkbox"/>			
	17	<input type="checkbox"/>			
	21	<input type="checkbox"/>			
	22	<input type="checkbox"/>			
	23	<input type="checkbox"/>			



Accessories for ride-on scrubbers: kits



Sensible accessories make day-to-day cleaning easier, faster and far more effective. They are also safer, environmentally friendly and simply save money.

		Order No.	Installation ex works	Length	Color	Quantity	Description
Attachment kits							
Spray vacuuming	1	2.640-186.0				1 x	Simplifies cleaning areas inaccessible to machines.
	2	2.640-938.0	2.640-938.7			1 x	Simplifies cleaning areas inaccessible to machines.
Flashing light	3	2.641-718.0					Increases the safety of the working environment.
Filling system	4	2.641-748.0					The machine is connected to the water mains. The water intake switches off automatically using the auto-stop function as soon as the machine is completely filled. This saves time.
Supporting rollers	5	2.641-773.0				1 x	Reduce the risk of damage to the floor if there are any abrupt leakages at high speed, hard braking in curves or turning on inclines.
Suction hose accessories	6	4.444-015.0		10.5'		1 x	For taking in water from corners or containers (e.g. deep freezers).
Working light	7	2.641-349.0				1 x	For operation in poorly lit areas.
Revolving signal light	8	2.641-350.0				1 x	Increases the safety of the working environment.
Cleaning agent dosing	9	2.641-011.0	2.641-011.7			1 x	Makes the simple metering directly from the canister possible.
Flashing beacon, including handle	10	2.640-935.0	2.640-935.7			1 x	Increases the safety of the working environment.
Side brooms	11	2.640-720.0	2.640-720.7			1 x	Right and left. Accessories.
	12		2.641-277.7			1 x	Right and left. Accessories.
	13	6.906-986.0		18"		1 x	Water-resistant universal bristles, durable, suitable for all surfaces. Spare parts. Fits R 75
Safety cover with beacon	15	2.640-897.0	2.640-897.7			1 x	Includes beacon.
Work light	16	2.640-887.0	2.640-887.7			1 x	For operation in poorly lit areas.
Other accessories							
Cleaning agent dosing system DS 3	17	2.641-811.0				1 x	Can be directly connected to the main water supply, the fresh water tank is filled with the mixture of water and cleaning agent. Also in connection with ABS filling system.
Tire, good traction	18	6.435-417.0			yellow	1 x	Oil-resistant, with especially good traction.
Filling hose	19	6.389-524.0		5'		1 x	For simple filling using the main water supply.
Front wheel has no profile	20	6.435-732.0				1 x	Reduces tire marks on sensitive, white floors.
Rear wheel, without profile	21	6.435-733.0				1 x	Reduces tire marks on sensitive, white floors.
Front tire, traction	22	6.435-810.0			violet	1 x	With V profile and tire compound with especially good traction properties. Oil-resistant.
Splash guard	23	5.394-773.0				1 x	Wear-resistant for an extra long lifetime.
	24	5.394-774.0				1 x	Wear-resistant for an extra long lifetime.

■ Included in delivery. □ Accessories available.

Accessories for ride-on scrubbers: batteries, battery chargers.



Only chargers and batteries that are perfectly matched to the machine guarantee a long service life. Kärcher supplies all the necessary batteries and chargers.

Floor scrubbers /
Scrubber driers

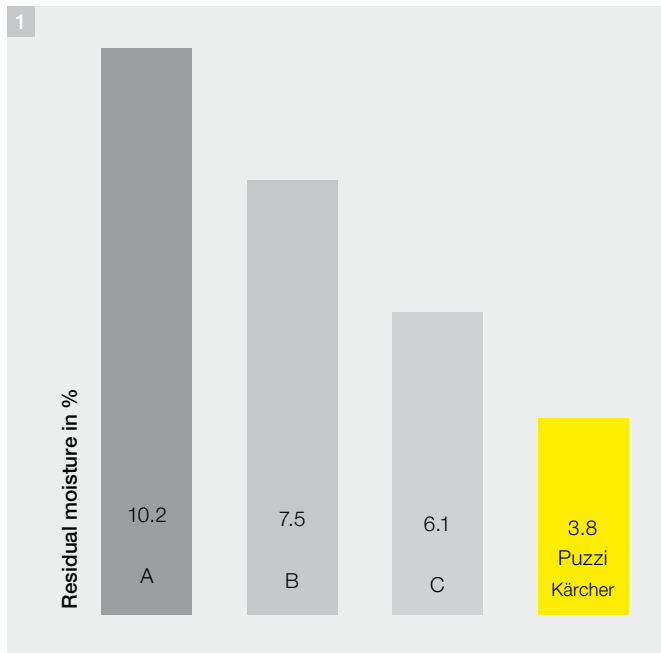
		Order No.	Battery voltage	Amp Hours	Battery type	Quantity	Description
Low Maintenance batteries							
Battery	1	8.622-842.0	6 V	360	Low Maintenance	1 x	
Battery	2	8.622-837.0	6 V	330	Low Maintenance	1 x	
Battery	3	8.622-838.0	6 V	360	Low Maintenance	1 x	
Battery	4	8.631-272.0	6V	260	Low Maintenance	1 x	
AGM Batteries							
Battery	5	8.629-184.0	6 V	312	Maintenance free	1 x	
Battery	6	8.632-354.0	6 V	360	Maintenance free	1 x	
Battery	7	8.632-254.0	6V	255	Maintenance free	1 x	
Battery charger							
Charger	8	8.628-407.0			Separate	1 x	24V, 25A, 115V, C175. For use with 8.631-272.0, 8.622-842.0, 8.622-837.0
Charger	9	8.632-076.0			Separate	1 x	24V, 25A, AGM. For use with 8.629-184.0, 8.629-184.0
Charger	10	8.628-408.0			Separate	1 x	36V, 36A, 115V C175. For use with 8.622-838.0
Charger	11	8.632-396.0			Separate	1 x	36V, 36A, 115V. For use with 8.632-354.0

■ Included in delivery. □ Accessories available.

Efficient fiber-deep cleaning.

Carpets in office buildings, hotels and schools are subject to heavy traffic every day which is why cleaning professionals prefer Kärcher carpet cleaning machines. These robust, powerful and versatile machines are designed for cleaning carpets deep into the pile and are ideal for interim use and removing stains from a variety of textiles. Ideal for cleaning vertical blinds, upholstery and car seats and with the appropriate accessories, they can also be used for cleaning tiles and windows.



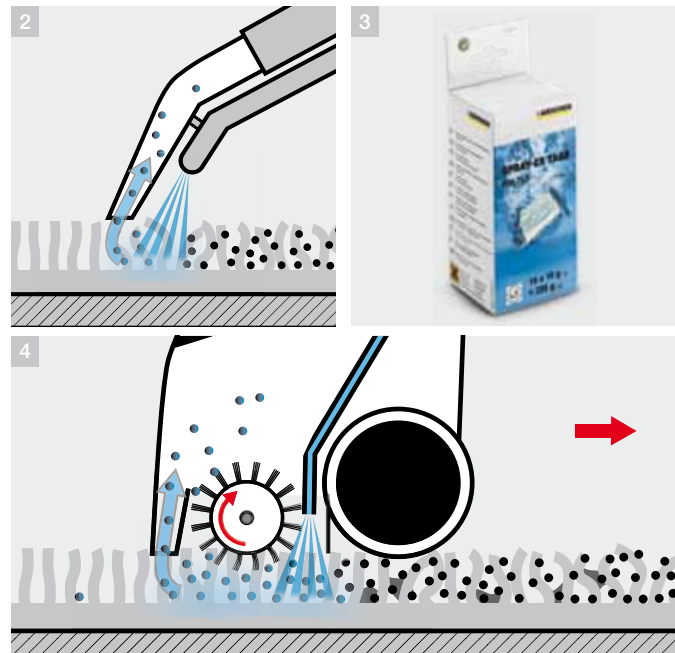


1 Quick-drying

The powerful suction turbine of the Kärcher Puzzi leaves carpets virtually touch-dry in minutes. Carpets dry up to 63% faster than comparable products and can be walked on in a very short time.

2 Spray extraction method

With the spray extraction method, the water and cleaning agent are sprayed deep into the carpet while simultaneously vacuuming the used solution back again. Soiling and dirt are removed in one single pass which helps carpets dry very quickly.



3 Kärcher cleaning agents

Effective against dirt but still environmentally friendly. All cleaning agents are more than 92% biodegradable. They are highly efficient and help make your work easier, faster, and more comfortable. Kärcher cleaning agents optimize the cleaning result saving time and manpower.

4 Thorough cleaning

Carpet cleaning machines with roller brush system support the cleaning action of the cleaning agent and raise the pile.

Puzzi 8/1 C

Handy and compact.

The handy, compact and powerful Puzzi 8/1 C spray extraction cleaner is ideal for small areas and interim cleaning with excellent cleaning results.

Carpet cleaners/
steam cleaners





1 Lightweight

- The Puzzi 8/1 C is easy to transport, weighs only 19.8 lbs, making it ideal for interim cleaning, and leaves carpets touch-dry in minutes.
- Easy to fill and begin operation in seconds.

2 Compact design

- The Puzzi 8/1 C is also ideal for cleaning upholstery and vehicle interiors.
- Fold out hook keeps power cord neatly stowed on machine.
- Convenient on/off foot switch eliminates bending.
- CSA listed

Puzzi 8/1 C

- Foldable cable hook
- Large foot-operated switches
- On-board storage for hand tool

Technical data

Max. area performance	129 – 194 ft ² /hr
Air flow rating	115 cfm (58 l / sec)
Spray rate	.26 gallon / min (1 l / min)
Spray pressure/back pressure	14.5 psi (1 bar)
Tank (fresh/dirty)	2 gallon / 1.8 gallon (8 l / 7 l)
Power rating (fan/pump)	1,100 W / 40 W
Vacuum motor	1.5 hp (1,100 W)
Waterlift rating	87" (216 mbar)
Moisture recovery rate	Up to 96%*
Noise	71 dBA
Weight	19.8 lbs (9 kg)
Dimensions (L x W x H)	20.8" x 13" x 17.3" (530 mm x 330 mm x 440 mm)

Equipment

Spray hose with integrated water feed	98.5"
Hand tool	■
Order No.	1.100-211.0

■ Included in delivery. * Varies depending on carpet fiber type or material being cleaned.

Puzzi 100



Powerful & Efficient.

A powerful spray extraction unit designed for easy, efficient deep cleaning of carpets, upholstery and textile flooring. The Puzzi 100 is an exceptional all rounder, with added features which makes using the machine even quicker and easier.



Carpet cleaners/
steam cleaners



1 Powerful

- With a powerful 14.5 psi spray rate, the water and detergent solution is applied to the area being cleaned and picked up immediately by the vacuum nozzle.
- Cleaned surfaces can be walked on almost right away as very little residual moisture remains. Carpets dry up to 63% faster than those cleaned with other comparable products.

Puzzi 100

- Rubber cushioned pump / turbine module
- Detachable wastewater container
- Additional handle (adjustable) on the floor nozzle

Technical data

Max. area performance	215-270 ft ² /hr
Air flow rating	114 cfm (54 l / sec)
Spray rate	.26 gallon / min (1 l / min)
Spray pressure/back pressure	14.5 psi (1 bar)
Tank (fresh/dirty)	2.6 gallon / 2.3 gallon (10 l / 9 l)
Power rating (fan/pump)	1,250 W / 40 W
Vacuum motor	1.7 hp (1,250 W)
Waterlift rating	88" (220 mbar)
Weight	22.7 lbs (10.3 kg)
Dimensions (L x W x H)	26.2" x 12.6" x 17.1" (665 mm x 320 mm x 435 mm)

Equipment

Spray hose with integrated water feed	98.5"
Hand tool	■
Order No.	1.100-105.0

■ Included in delivery. * Varies depending on carpet fiber type or material being cleaned.

Puzzi 200


NEW

Double the power.

(available in 220V 50hz only)



The spray rate and pressure of the Puzzi 200 is double that of the Puzzi 100, giving you increased cleaning performance. The Puzzi 200 is also fitted with a defoaming tank, which when used with Kärcher anti-foaming chemical, stops the build up of foam in the dirty water tank. This is particularly helpful for cleaning areas that have previously been treated with chemical.

Carpet cleaners/
steam cleaners



1 Diverse Applications

- Ideal for use in hotels, restaurants, shops and the automotive industry.

2 Power Brush

- The PW 10 power brush (optional accessory) can be attached to the Puzzi 200 increasing the performance by up to 35%.

Puzzi 200

- Foam dosage
- Storage compartment for RM tabs
- Socket for PW 30/1

Technical data

Max. area performance	323-484 ft ² /hr
Air flow rating	114 cfm (54 l / sec)
Spray rate	.52 gallon / min (2 l / min)
Spray pressure/back pressure	29 psi (2 bar)
Tank (fresh/dirty)	2.6 gallon / 2.3 gallon 10 l / 9 l)
Power rating (fan/pump)	1,250 W / 40 W
Vacuum motor	1.5 hp (1,100 W)
Waterlift rating	88" (220 mbar)
Weight	26.7 lbs (12.1 kg)
Dimensions (L x W x H)	26.2" x 12.6" x 17.1" (665 mm x 320 mm x 435 mm)

Equipment

Spray hose with integrated water feed	98.5"
---------------------------------------	-------

Hand tool



Order No. 1.193-105.0

■ Included in delivery. * Varies depending on carpet fiber type or material being cleaned.

BRC 30/15 C



The perfect solution for larger areas.

Our carpet cleaning machines are ideal for efficient, fiber-deep cleaning of large areas; roller brushes support the cleaning action of the water and cleaning agent.

Carpet cleaners/
steam cleaners



1 High cleaning performance

- Brush roller assists fiber-deep cleaning action.
- Floating brush roller for uniform contact pressure.
- Revives pile, giving carpets a fresh new look.

2 Compact dimensions

- Ideal for areas between 2150 ft² and 8600 ft².
- Easy storage.
- Easy to transport.

BRC 30/15 CUL

- ETL listed
- For small to medium-sized areas
- Working direction, backwards
- Constant brush contact pressure

Technical data

Vacuum motor	1.5 hp, 3-stage
Air flow rate	120" (3050 mm)
Waterlift rate	100" waterlift
Solution pump	58 psi (3.5 bar)
Solution spray	1 quick-connect jet
Brush working width	10" (254 mm)
Working width, suction	12.5" (315 mm)
Tank (fresh/dirty)	4.6 gallon / 3.9 gallon (17.3 l / 14.71 l)
Noise level	73.7 dBA
Brush motor rating	80 W
Weight	75 lbs (34 kg)
Dimensions (L x W x H)	36.3" x 14" x 30" (920 mm x 360 mm x 750 mm)

Equipment

Working direction	backwards
Number of rollers	1
Order No.	1.008-058.0

- Included in delivery.

BRC 46/38 C

Designed for easy Maintenance



Designed for easy maintenance and servicing, to increase the life of your equipment investment.

Carpet cleaners/
steam cleaners

1 Innovative design

- No-hose design makes filling and emptying easy.
- Easy adjustment of brush settings.
- Quick connect ports make attachment of tools quick and easy.

2 Superior performance

- Designed for easy maintenance and servicing.
- Easily combine optional accessories for spot, stair and furniture cleaning.

BRC 46/38 C

- ETL listed
- No-hose design makes it easy to fill and empty
- Easily adjusted brush settings
- Quick connect ports for easily attached tools

Technical data

Vacuum motor	3 stage, bypass, 1.5 hp
Air flow rate	100 cfm
Waterlift rate	117" waterlift (2972 mm)
Solution pump	100 psi (6.4 bar)
Solution spray	2 quick-connect jets
Brush working width	18" (457 mm)
Working width, suction	21" (530 mm)
Tank (fresh/dirty)	10 gallon / 10 gallon (37 l / 37 l)
Noise level	75 dBA
Brush motor rating	250 W (1/3 hp)
Weight	94 lbs (42.6 kg)
Dimensions (L x W x H)	33" x 21" x 44" (840 mm x 530 mm x 1120 mm)

Equipment

Working direction	backwards
Number of rollers	1
Order No.	1.008-054.0

- Included in delivery.

BRC 46/76 W

Deep, restorative extraction.



Carpet cleaners/
steam cleaners

1 Designed for productivity

- Self-propelled design.
- Low profile for exceptional maneuverability.
- 20 gallon capacity

2 Superior performance

- Designed for easy maintenance and servicing.
- Easily combine optional accessories for spot, stair and furniture cleaning.

BRC 46/76 W

- ETL listed
- Self-propelled design for operator productivity
- Low profile compact design for exceptional maneuverability
- 20 gallon capacity

Technical data

Vacuum motor	3 stage, bypass, 1.5 hp
Air flow rate	100 cfm
Waterlift rate	120" waterlift
Solution pump	100 psi (6.4 bar)
Solution spray	2 quick-connect jets
Brush working width	18" (460 mm)
Working width, suction	22" (560 mm)
Tank (fresh/dirty)	10 gallon / 10 gallon (37 l / 37 l)
Noise level	75 dBA
Brush motor rating	250 W
Weight	120 lbs (55 kg)
Dimensions (L x W x H)	51" x 22" x 44" (1300 mm x 560 mm x 1110 mm)

Equipment

Working direction	Forwards
Number of rollers	1
Order No.	1.008-649.0

- Included in delivery.

Puzzi 50/35 C, Puzzi 50/14 E, Puzzi 64/35 E

Productive & Portable



Puzzi 13 and 17 gallon portable extractors are powerful and versatile. Available in hot and cold water models and adjustable to 1-200 psi and 1-500 psi.

Carpet cleaners/
steam cleaners



1 Easily maneuverable

- Large transport wheels
- Compact size
- Handle with upper rear casters assist in loading and unloading

2 Innovative design

- On-board carrying system provides storage for your wand, cord, bucket and a quart of pre-spray
- Convenient easy access control panel

Puzzi 50/35 C

Puzzi 50/14 E

Puzzi 64/35 E

- 13 gallon
- 500 psi
- ETL listed

- 13 gallon
- 200 psi
- 1850 W heater

- 17 gallon
- 500 psi
- 1850 W heater

Technical data

	Puzzi 50/35 C	Puzzi 50/14 E	Puzzi 64/35 E
Vacuum motor	One, three stage	Two, three stage	Two, three stage
Water lift	107" (2718 mm)	74" (1180 mm)	74" (1180 mm)
Air flow	73 cfm (2.06 m ³ /min)	111 cfm (3.14 m ³ /min)	111 cfm (3.14 m ³ /min)
Solution pump	500 psi	200 psi	500 psi
Heater		1850 W	1850 W
Tank (fresh/dirty)	13 gallon / 11 gallon (49.2 l / 41.6 l)	13 gallon / 11 gallon (49.2 l / 41.6 l)	17 gallon / 14 gallon (64.3 l / 53 l)
Electrical system	120 v, 15 amp	2 x 120 v, 15 amp	2 x 120 v, 15 amp
Power cable	1 cord	2 cords	2 cords
Wheels	2 x 4" (102 mm) 2 x 12" (305 mm) 2 x 3" (76 mm)	2 x 4" (102 mm) 2 x 12" (305 mm) 2 x 3" (76 mm)	2 x 4" (102 mm) 2 x 12" (305 mm) 2 x 3" (76 mm)
Weight	115 lbs (52.2 kg)	134 lbs (60.8 kg)	139 lbs (63 kg)
Dimensions (L x W x H)	30.5" x 22" x 43.25" (775 mm x 559 mm x 1098 mm)	30.5" x 22" x 43.25" (775 mm x 559 mm x 1098 mm)	32.5" x 22.5" x 43.25" (825.5 mm x 571.5 mm x 1098 mm)

Equipment

	Puzzi 50/35 C	Puzzi 50/14 E	Puzzi 64/35 E
Hose	<input type="checkbox"/>	<input type="checkbox"/>	<input type="checkbox"/>
Wand	<input type="checkbox"/>	<input type="checkbox"/>	<input type="checkbox"/>
Pressure gauge	<input checked="" type="checkbox"/>	<input checked="" type="checkbox"/>	<input checked="" type="checkbox"/>
Heater	-	<input checked="" type="checkbox"/>	<input checked="" type="checkbox"/>
Order No.	1.006-672.0	1.006-673.0	1.006-674.0

■ Included in delivery. Accessories available.


DE 4002

Hygienically clean without the use of chemicals.

Time is money – particularly in commercial cleaning. The DE 4002 equipment an ingenious filling system and convenience, making it ideal for commercial use.



Carpet cleaners/
steam cleaners



1 2-tank system

- The heating time is very short as only a part of the total tank capacity needs to be heated.

2 VapoHydro

- Continuously adjustable control of moisture content from steam to hot water jet directly on the machine.



DE 4002

- Twin tank system with transfer pump for continuous use
- Short heating-up time
- Optional transport cart
- Filter funnel
- CSA listed

Technical data

Voltage	110 V
Steam temp/pressure	248° (3.2 bar)
Tank capacity	.63 gallon (2.4 l)
Cable length	24.5" (7.5 m)
Weight without accessories	17 lbs (7.5 kg)
Dimensions (L x W x H)	18" x 12" x 10.4" (456 mm x 305 mm x 265 mm)

Equipment

Steam suction hose with handle	■
Steam tubes 2x	■
Floor tool	■
Hand tool	■
Round brush, black	■
Upholstery tool with brush	■
Order No.	1.092-801.0

■ Included in delivery.

AB 84 CUL



Dry within minutes.

The powerful AB 84 air blower moves up to 3,000 cfm of air cutting drying times by up to 50%! The ideal solution for use in the building trade and for water damaged areas.

Carpet cleaners/
steam cleaners



1 Built to last

- Wheels and push handle make this air blower easy to transport.
- Sturdy, four-point motor mount.
- Three standing positions.

2 Shorter drying times

- The AB 84 air blower shortens the drying time of spray-extracted or shampooed carpets by up to 50%.
- Built in carpet clip for use with flood restoration.
- For use with everything from emergency air removal from buildings to inflatable playgrounds.

AB 84 CUL

- 3-speed fan
- On-board cable storage
- Chassis with folding handle
- ETL listed

Technical data

Air flow rate (levels 1/2/3)	56 m ³ /min / 70 m ³ /min / 84 m ³ /min
Fan speed (levels 1/2/3)	1050 rpm / 1350 rpm / 1600 rpm
Cable length	25' (7.62 m)
Max. intake	700 W
Weight	39 lbs (17.6 kg)
Dimensions (L x W x H)	22.8" x 16" x 10.4" (580 mm x 410 mm x 264 mm)

Equipment

Sturdy plastic housing	■
Chassis with wheels	■
Ergonomic carrying handle	■
Folding Handle	■
On-board cable storage	■
Carpet clip	■
Order No.	1.004-018.0

■ Included in delivery.

Accessories for Extractors

Enhance the performance of your steam cleaners and spray extraction cleaners with the comprehensive range of accessories. By using the appropriate accessories, the versatility of the machine can extend beyond floors to include walls and ceilings: Kärcher machines provide the perfect solution.



**1 Window cleaning**

The Kärcher window wiper cleans glass surfaces without leaving streaks.

**2 Hard surface adapter**

The hard surface adapter can be used to clean tiled or PVC flooring.

Accessories for spray extraction cleaners; hoses and hand tools.



The hand tool for all Puzzi machines works brilliantly for fiber-deep cleaning of upholstery. While tiled or PVC flooring can be cleaned thoroughly with the hard surface adapter.

	Order No.	Quantity	Nominal width	Length	Width	Description
Spray suction hoses						
	1 6.391-410.0	1 piece	DN 32		8'	Spray suction hose DN 32, 2.5 m, complete with plastic coupling.
	2 6.391-411.0	1 piece	DN 32		13'	Spray suction hose, complete with robust quick connect plastic coupling, 4 m.
	3 4.440-644.0	1 piece			13'	Complete, metal coupling.
Floor tools						
	4 4.130-127.0	1 piece	DN 32		9"	Two-part, plastic coupling with aluminium tube.
	5 4.130-394.0	1 piece	DN 32		9"	Two-part, quick connect plastic coupling, aluminium tube, metal nozzle.
	6 4.130-128.0	1 piece	DN 32		9"	Two-part, plastic coupling, short aluminium tube.
	7 4.130-117.0	1 piece	DN 32		13"	Two-part, quick connect plastic coupling, wet floor tool (metal) with spray nozzle.
Stair tool	8 4.130-128.0	1 piece	DN 32		9"	Two-part, plastic coupling, short aluminium tube.
Hand tools						
	9 4.130-116.0	1 piece	DN 32		4"	
	10 4.130-083.0	1 piece	DN 32		5"	For cleaning vertical louvre blinds, with plastic coupling.
	11 4.130-163.0	1 piece	DN 38		4"	For cleaning upholstery or small areas that are hard to reach with the floor tool. (For Puzzi 400/ E (not 400 K) and BRC 30/15 C).
Other accessories						
Hard-surface adapter, hand tool	12 4.762-219.0	1 piece			4"	For hand tool 4.130-116.0.
Hard-surface adapter, floor tool	13 4.762-220.0	1 piece			9"	For floor tool 4.130-127.0 and 4.130-394.0.
Window cleaning kit	14 2.638-778.0	1 piece				With 2 m hose, connects to spray suction hose of Puzzi 8/1 C, Puzzi 100 and Puzzi 200.
Rubber squeegee	15 6.959-116.0	1 piece			9"	For hard surface adapter, floor tool 4,762-220.0.
Carpet cleaning machines						
Roller brush	16 8.621-604.0	1 piece			12"	Standard, black, for use on all kinds of carpets.
Adapter	17 8.631-030.0	1 piece				For hand tool 4.130-163.0.

■ Included in delivery. □ Available accessories.

			Plusz 8/1 C	Plusz 100 Super	BRC 30/15 C
	1	<input checked="" type="checkbox"/>	<input checked="" type="checkbox"/>	<input type="checkbox"/>	<input type="checkbox"/>
	2	<input type="checkbox"/>	<input type="checkbox"/>	<input type="checkbox"/>	<input type="checkbox"/>
	3	<input type="checkbox"/>	<input type="checkbox"/>	<input type="checkbox"/>	<input type="checkbox"/>
	4	<input type="checkbox"/>	<input checked="" type="checkbox"/>	<input type="checkbox"/>	<input type="checkbox"/>
	5	<input type="checkbox"/>	<input type="checkbox"/>	<input type="checkbox"/>	<input type="checkbox"/>
	6	<input type="checkbox"/>	<input type="checkbox"/>	<input type="checkbox"/>	<input type="checkbox"/>
	7	<input type="checkbox"/>	<input type="checkbox"/>	<input type="checkbox"/>	<input type="checkbox"/>
	8	<input type="checkbox"/>	<input type="checkbox"/>	<input type="checkbox"/>	<input type="checkbox"/>
	9	<input checked="" type="checkbox"/>	<input checked="" type="checkbox"/>	<input type="checkbox"/>	<input type="checkbox"/>
	10	<input type="checkbox"/>	<input type="checkbox"/>	<input type="checkbox"/>	<input type="checkbox"/>
	11	<input type="checkbox"/>	<input type="checkbox"/>	<input type="checkbox"/>	<input type="checkbox"/>
	12	<input type="checkbox"/>	<input type="checkbox"/>	<input type="checkbox"/>	<input type="checkbox"/>
	13	<input type="checkbox"/>	<input type="checkbox"/>	<input type="checkbox"/>	<input type="checkbox"/>
	14	<input type="checkbox"/>	<input type="checkbox"/>	<input type="checkbox"/>	<input type="checkbox"/>
	15	<input type="checkbox"/>	<input type="checkbox"/>	<input type="checkbox"/>	<input type="checkbox"/>
	16	<input type="checkbox"/>	<input type="checkbox"/>	<input checked="" type="checkbox"/>	<input type="checkbox"/>
	17	<input type="checkbox"/>	<input type="checkbox"/>	<input checked="" type="checkbox"/>	<input type="checkbox"/>



Carpet cleaners/
steam cleaners

Accessories for carpet extraction cleaners; brushes, cords, tools & wands.



Kärcher's carpet extraction cleaner accessories allow you to customize your machine to fit your cleaning needs. Check out Kärcher's accessory offerings; including brushes, wands, hand tools, hose assemblies, and more.

Carpet cleaners/
steam cleaners

	Order No.	Quantity	ID	Length	Description		
Carpet cleaning machines							
Brushes	1	8.621-604.0	1 piece	-	10"	Brush, Chevron, 10" (254 mm)	
	2	8.623-062.0	1 piece	-	15"	Brush, Chevron, 15" (380 mm) (Does not include brush driver)	
	3	8.623-063.0	1 piece	-	18"	Brush, Chevron, 18" (455 mm) (Does not include brush driver)	
	4	8.600-112.0	1 piece	-	18"	Brush, 18" (455 mm) (Does not include brush driver)	
Power Cords	5	8.621-714.0	1 piece			25' Power cord assembly	
	6	8.623-411.0	1 piece			50' Twist-lock power cord	
	7	8.623-409.0	1 piece			75' Twist-lock power cord	
Tools, Accessories and Kits	8	8.626-069.0	1 piece			Fill Hose with Faucet Adapter	
	9	8.600-075.0	1 piece			Tool Adapter	
	10	8.608-908.0	1 piece			Vacuum Accessory Tool Hook-Up Adapter	
	11	8.621-879.0	1 piece			Hand tool (Spotter) with 1/8" Female QD (Includes Hose Assembly)	
	12	8.629-036.0	1 piece			Deluxe Hand Tool Kit (Includes Hose Assembly and Carry Bag)	
	13	8.600-002.0	1 piece			3.5" Spotting Hand Tool - Up to 250 PSI without hose	
	14	8.600-001.0	1 piece			Deluxe Hand Tool Kit with 12 ft. hose and carrying bag. Requires 8.600-075.0 Adapter	
	15	8.604-115.0	1 piece			Dual Head, Dual Vacuum Upholstery Tool	
	16	8.600-000.0	1 piece			DOUBLE DRY™ Hand Tool - Up to 400 PSI	
	17	9.840-617.0	1 piece			DOUBLE DRY™ Hand Tool Kit (Includes 8.600-000.0 with 12 ft (3.7m) vac/solution hose and carrying bag. (BRC 30/15 Requires Adapter 8.8.600-075.0)	
	18	8.602-724.0	1 piece			DOUBLE DRY Hand Tool Adapter - Connects 8.600-000.0 directly to Extractor. Fits 1/4" hose to 1/4" hose	
	19	9.840-628.0	1 piece			SPOTTING WAND KIT with 12 ft. (4 m) Vacuum/Solution Hose (8.600-414.0) and carrying bag (8.600-175.0)	
	20	8.600-175.0	1 piece			Nylon Mesh Hose Carrying Bag	
	21	9.840-637.0	1 piece			Complete Hose & Wand Kit. 500 PSI Professional Wand (8.600-060.0) & 25' 500 PSI Hose Set & Bag (8.624-189.0)	
	Wands	22	8.634-234.0	1 piece			Kurve™ 13" Spray Extraction Wand
		23	8.600-061.0	1 piece			STANDARD 12" (305 mm) Stainless Steel Wand Up to 100 PSI without hose
		24	8.600-060.0	1 piece		63"	DELUXE PROFESSIONAL WAND 12" (305 mm) with s-curved neck. Up to 500 PSI
		25	8.600-005.0	1 piece		56.5"	SPOTTING WAND - Stainless Steel up to 100 PSI, 56.5" (1,423 mm) Long
25		8.604-148.0	1 piece		59"	14" Flip Tool for Scrubbing Hard Floors and Extracting on Soft Floors	
27		8.604-119.0	1 piece			FASTRACTION SPRAY WAND - Spray wand with 25 ft (7.6 m) Solution Hose	
28		8.604-118.0	1 piece			EXTRACTION SPRAY WAND - 18" (457 mm) Spray Wand with 4 ft. Solution Hose for Pre-spraying while extracting	
Hose Assemblies	29	8.600-414.0	1 piece	1.5"	12'	12 ft (3.7 m) Hose Assembly, 1.5" (38 mm) vac X 250 psi Solution Hose	
	30	8.600-415.0	1 piece	1.5"	16'	16 ft (4.9 m) Hose Assembly, 1.5" (38 mm) vac X 250 psi Solution Hose	
	31	8.600-416.0	1 piece	1.5"	25'	25 ft (7.6 m) Hose Assembly, 1.5" (38 mm) vac X 250 psi Solution Hose	
	32	8.626-077.0	1 piece	1.5"	16'	16 ft (4.9 m) High Temperature Vac/Solution Hose Assembly	
	33	8.624-189.0	1 piece	1.5"	25'	25 ft (7.6 m) Hose Assembly, 1.5" (38 mm) vac X 500 PSI Solution Hose	
Air Filter Kits	34	8.628-585.0	1 piece			Indoor Air Quality Micro filter Kit	
	35	8.623-611.0	1 piece			Micro filter Replacement	
Heaters	36	8.604-105.0	1 piece			PRO HEATER™ Portable Heater with 15 ft electrical cord and aluminum core. Connects between extractor and accessory vac/solution hose	
Chemical Sprayers	37	8.604-106.0	1 piece			PRO SPRAY™ 2.9 gallon (11 l) Portable Sprayer for continual even flow of traffic lane cleaner, soil retardant or anti-static chemicals	



■ Included in delivery. □ Available accessories.

Accessories for steam cleaners: nozzles, cloths.



Hand tool for cleaning shower cubicles, wall tiles and windows quickly and efficiently.

		Order No.	Quantity	Nominal width	Length	Width	Description
Steam cleaners							
Extension tube	1	4.127-023.0	1 piece		20"		Plastic, black.
Hand tool	2	4.130-144.0	1 piece			7"	For cleaning shower cubicles, wall tiles, etc. Suitable for use with or without cover.
Connecting hose	3	4.321-114.0	1 piece		8'		With handle and switch.
Round brush	4	2.863-075.0	3 pieces				Brass bristles for stubborn dirt.
Wallpaper stripper	5	2.863-076.0	1 piece				
Round brush, set of 3	6	2.863-077.0	3 pieces				Plastic bristles, 2x red (hard), 1x black.
Trolley	7	6.962-239.0	1 piece				Metal, chrome-plated with storage compartment.
Nozzles							
Wide floor tool	8	2.884-278.0	1 piece			12"	Extra wide floor tool (300 x 90 mm) with additional brushes for quick and easy cleaning of tiled, natural stone or linoleum floors. Suitable for use with floor cloths.
Detail nozzle	9	2.884-281.0	1 piece				Detail nozzle, ideal for cleaning in crevices, corners, edges and other difficult to reach areas. Can be used in combination with round brush for greater versatility.
Extension and power nozzle	10	2.884-282.0	1 piece				Power nozzle with extension considerably increases the cleaning power of the detail nozzle. Ideal for easy and eco-friendly cleaning of difficult to reach areas, e.g. corners.
Window tool for steam cleaners	11	4.130-115.0	1 piece				Window tool thoroughly cleans glass, windows or mirrors using a steam cleaner.
Set of cleaning cloths							
Set of terry cloths	12	6.960-019.0	5 pieces				2 floor cloths, 3 terry cloths for hand tool.
Set of microfiber cloths for bathrooms	13	2.863-171.0	1 piece				2 soft floor cloths, 1 abrasive cloth for the removal of stubborn residues, 1 polishing cloth.
Set of microfiber cloths, kitchen	14	2.863-172.0	3 pieces				2 soft floor cloths, 1 soft cover for hand tool for removing dirt, 1 cloth for cleaning stainless steel surfaces.
Set of microfiber cloths, floor cloth	15	2.863-173.0	2 pieces				2 soft floor cloths for removing dirt.
Set of microfiber cloths, soft covers	16	2.863-174.0	2 pieces				2 soft plush velour cloths for hand tool for removing dirt.
Terry floor cloths	17	6.369-481.0	5 pieces				5 cotton floor cloths. Lint-free, absorbent and hard-wearing.
Descaling sticks	18	6.295-206.0	9 pieces				Quick and effective descaling. Easy to use and non-abrasive. 9 sticks, 13 g each.

■ Included in delivery. □ Available accessories.

		DE 4002
	1	<input checked="" type="checkbox"/>
	2	<input checked="" type="checkbox"/>
	3	<input checked="" type="checkbox"/>
	4	<input type="checkbox"/>
	5	<input type="checkbox"/>
	6	<input type="checkbox"/>
	7	<input type="checkbox"/>
	8	<input checked="" type="checkbox"/>
	9	<input checked="" type="checkbox"/>
	10	<input checked="" type="checkbox"/>
	11	<input type="checkbox"/>
	12	<input checked="" type="checkbox"/>
	13	<input checked="" type="checkbox"/>
	14	<input checked="" type="checkbox"/>
	15	<input checked="" type="checkbox"/>
	16	<input checked="" type="checkbox"/>
	17	<input checked="" type="checkbox"/>
	18	<input checked="" type="checkbox"/>







Carpet cleaners/
steam cleaners

Cleaning agents and care products for carpets and upholstery



Kärcher cleaning agents and care products are designed for deep and gentle cleaning of your carpets, upholstery and vehicle interiors. The popular tablet form allows exact dosage for use with spray extraction cleaners. What is left is nothing but cleanliness and a pleasant fresh smell.

Carpet cleaners/
steam cleaners

Product description	Application	Properties	Size of pack	Order no. / Quantity
Cleaning agents for spray-extracting and shampooing carpets				
 <p>RM 760 press & ex powder Popular deep cleaning powder for spray extraction of textile surfaces and upholstery.</p>	<p>For use with spray-extraction cleaners Dissolve powder in fresh water tank (1% solution, 100 g in 10 litres water), spray on and vacuum in a single pass, then rinse with clear water and vacuum away.</p>	<p>Mildly alkaline pH value: 9 in 1% solution</p>	10 kg	6.291-388.0
 <p>RM 760 press & ex tablets Tablets in a practical foil that dissolves in water and supports cleaning, for deep cleaning of textile surfaces and upholstery.</p>	<p>For use with spray-extraction cleaners Dissolve two tablets in fresh water tank (8 litres), spray on and vacuum in a single pass, then rinse with clear water and vacuum away.</p>	<p>Neutral pH value: 6 in 1% solution</p>	16 Tabs, VE: 20 200 Tabs	6.290-828.0 6.290-500.0
Cleaning agents for carpets				
 <p>All-In-One Carpet Cleaner Provides everything you need in one convenient formula - carpet cleaner, spot remover, and deodorizer all in one detergent.</p>	<p>Use on residential and commercial carpet, indoor-outdoor carpet, automobile, RV and boat carpet, auto upholstery and durable synthetic upholstery.</p>		12-1 Quart Case 4-1 Gallon Case	8.698-014.0 8.698-015.0
Cleaning Agents for floors				
 <p>Floor Scrubber The professional's choice for the best in superior hard-surface cleaning performance. Its heavy-duty formula removes the toughest oily and greasy soils, while it's mild pH is safe for most hard surfaces leaving a pleasantly light and clean fragrance. Ideal for cleaning floors, walls, appliances, countertops, sinks, automotive, driveways, garages, and other hard surfaces.</p>	<p>Use for cleaning floors, walls, appliances, countertops, sinks, automotive, driveways, garages, and other hard surfaces.</p> <p>Not recommended for use on wood, aluminum, most carpets, fabrics or other delicate surfaces. Use with caution on painted surfaces, plastics and on "no-wax" resilient floors.</p>		4-1 Gallon Case	8.698-016.0

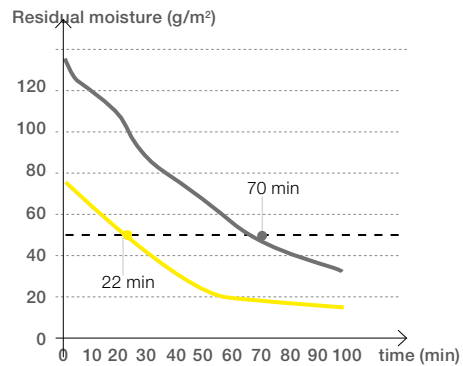


RM 760 press & ex powder & RM 760 press & ex tablets

Advantages: powerful, gentle fiber-deep cleaning action, removes dirt deep within the pile, leaves carpets looking clean and fresh, precise dosage with tabs.

RM 760 powder and RM 760 tablets advantages:

High cleaning power through deep cleaning action; extremely gentle on carpet fibers; pleasant smell; exact dosing through tablet form.



Graph showing drying process using dry&ex RM 767

- Conventional textile cleaners
- Kärcher RM 767
- - Dry line

Carpet cleaners/ steam cleaners

Efficient machines for clean floors.

Kärcher sweepers and vacuum sweepers are ideal for cleaning different types of surfaces both indoors and outdoors and have a range of impressive product accessories. Sweepers with or without vacuum are available for a wide range of cleaning tasks. Clever ergonomics, ease of use thanks to EASY Operation and simple handling make our machines ideal for almost any cleaning task.





1 EASY Operation – Ergonomic Application SYstem

With EASY Operation, Kärcher offers a standard operating system with self-explanatory symbols to prevent incorrect operation. This increases safety and productivity and extends the life of the machine. Symbols and settings are identical on all sweepers and scrubber dryers. Once learnt, every machine can be operated intuitively with EASY Operation. EASY Operation is standard on a large number of Kärcher machines

2 Dustpan principle

The roller brush sweeps the dirt forwards into a container. The advantages: less effort, easy handling and minimal dust creation.

3 Overthrow system

The roller brush rotates at high speed and throws the dirt up and back into a trailing container. The entire capacity of the container is used, making longer periods of uninterrupted operation possible. Cans and stones are easily picked up through the wide coarse dirt flap.

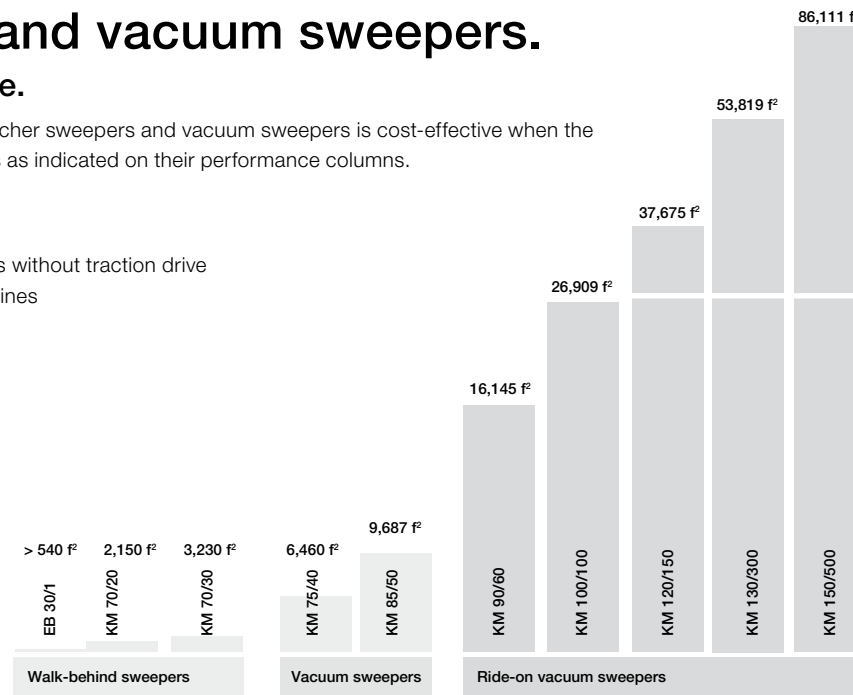
Sweepers and vacuum sweepers.

Economical in use.











The use of the following Kärcher sweepers and vacuum sweepers is cost-effective when the area to be swept per hour is as indicated on their performance columns.

Variants

- ⌊ C: = "compact", machines without traction drive
- ⌊ R: = "upside down" machines
- ⌊ Bp: = battery powered



Economical use for all types of floors.

Applications														
				Carpets	PVC	Linoleum	Surfaces, indoor (e.g. tiles, marble, granite)	Screed, sealed	Screed	Asphalt	Washed concrete	Surfaces, outdoor (e.g. honeycomb bricks, paving stones, bone shaped tiles)	Paving stones	
														
Variants														
				Outdoor use	Indoor use									
Area performance ft ² /h														
EB 30/1	>540	Walk-behind sweepers	Manual	Manual	■	■	■	■	■	-	■	■	■	■
KM 70/20 C	2,150		Manual	Manual	■	■	■	■	■	-	■	■	■	■
KM 70/30 C	3,230		Battery	Battery	■	■	■	■	■	-	■	■	■	■
KM 75/40 W Bp	6,460		Battery	Battery	■	■	■	■	■	■	■	■	■	■
KM 85/50	9,687		P	Bp	■	■	■	■	■	■	■	■	■	■
KM 90/60 R Bp	16,145	Ride-on vacuum sweepers	P	Bp	■ *	■ *	■ *	■ *	■ *	■ *	■	■	■	■
KM 100/100	26,909		P, D, Lpg	Bp, Lpg	-	-	-	■ *	■ *	■ *	■	■	■	■
KM 120/150	37,675		P, D, Lpg	Bp, Lpg**	-	-	-	-	■ *	■ *	■	■	■	■
KM 130/300	53,819		P, D, Lpg	Bp, Lpg**	-	-	-	-	■ *	■ *	■	■	■	■

■ suitable, * taking the load capacity into account, ** only in well-ventilated areas (e.g. where LPG forklift operation is permitted)

	Working width without/with 1/with 2 side brooms	Waste container (cubic feet)	Max. area performance (ft ² /h)	Indoor use	Outdoor use	Vacuum	Dustpan principle	Direct-throw system	Overthrow system	Traction drive	Coarse dirt flap	Hydraulic lift
Walk-behind sweepers												
EB 30/1	12"	.04	538	■	■	-	-	■	-	-	-	-
KM 70/20	28"	1.5	30,000	■	■	■	■	■	-	-	-	-
KM 70/30 C Adv	28"	1.5	30,100	■	■	■	■	■	-	-	-	-
Vacuum sweepers												
KM 75/40 W Bp	22"/30"	1.4	36,328	■	■	■	■	-	■	-	-	-
KM 85/50 W Bp	24"/34"	1.8	50,860	■	■	■	-	-	■	■	■	-
Ride-on vacuum sweepers												
KM 90/60 R Bp	24"/36"	2.1	68,889	■	■	■	-	-	■	■	■	■
KM 100/100 R Bp	28"/40"	2 x 2.1	84,000	■	■	■	-	-	■	■	■	■
KM 120/150 R Bp	33.5"/48"	6.2	93,600	■	■	■	-	-	■	■	■	■
KM 120/150 R Bp w/ 2SB	33.5"/48"/57"	6.2	103,300	■	■	■	-	-	■	■	■	■
KM 120/150 R Lpg	33.5"/48"	6.2	124,860	■	■	■	-	-	■	■	■	■
KM 130/300 R D	40"/51"	10.6	97,950	-	■	■	■	-	■	-		■
KM 130/300 R Bp	40"/51"	10.6	139,930	■	■	■	■	-	■	-		■
KM 130/300 R Lpg	40"/51"	10.6	139,930	■	■	■	■	-	■	-		■

EB 30/1

For Fast & Efficient sweeping

Whisper-quiet electric broom for discrete and quick interim cleaning. Designed for commercial-duty, the EB 30/1 is durable and ergonomic.



1 Convenient interim cleaning

- Equipped with a powerful quick-change battery, the EB 30/1 can be used anywhere since it requires not power outlet.
- Whisper quiet.
- Ergonomically designed for commercial use.
- 30 minute run times.

2 Easily empty debris

- The EB 30/1 has a large capacity dustpan for coarse and fine debris and is easily removed for emptying.
- Designed with a universal joint to allow the handle to be locked or unlocked.

Technical data

EB 30/1

- 12" sweeping path
- 67 in³ (1 l) capacity
- Whisper quiet
- Cordless design reduces trips & falls

Technical data

Working width	12" (300 mm)
Container capacity	.26 gallon (1 l)
Noise level	56 dBA
Operating time (carpet/hard surface)	30 min / 45 min
Battery charging time	12 hrs
Weight	5 lbs (2.3 kg)
Dimensions (L x W x H)	9.8" x 11.8" x 43.3" (250 mm x 300 mm x 1100 mm)

Equipment

Battery	■
Plug-in power supply battery charger	■
Roller broom, standard	■
Order No.	1.545-104.0

■ Included in delivery.

Accessories

Product name	Order No.	Description
Battery charger	6.646-670.0	Universal quick charger for short charging times.
Battery	4.654-259.0	Powerful Li-ion battery for long use (20–25 min).
Standard roller brush	4.762-462.0	Water-resistant universal bristles, extremely durable, suitable for all types of surfaces.
Main roller brush, antistatic	4.762-478.0	For cleaning surfaces subject to static build-up (e.g. carpets, artificial turf).

KM 70/20

Lightweight and simple – for quick clean-ups.

The KM 70/20 is ideal for sweeping small areas indoors and outdoors. It cleans better and faster than a broom and is almost dust-free thanks to the controlled air flow and integrated dust filter.



1 Main roller brush drive

- The main roller broom is driven by both wheels – for excellent results when cleaning in corners.



2 Adjustable push handle

- Excellent ergonomics due to triple adjustment option.
- Foldable for space-saving parking.



3 Large dirt container

- Ergonomic container grip for easy handling and emptying.



4 Dust filter

- Dust filter cleans the exhaust air and prevents dust creation while sweeping.

Technical data

KM 70/20

- 28" cleaning path
- Roller broom driven via both wheels
- Direct-throw sweeping
- Limited slip differential drive system
- Adjustable side broom and roller broom

Technical data

Working width	18.8" (480 mm)
Working width with 1 side broom	28" (700 mm)
Drive	Manual
Max. area performance	30,000 ft ² / hr
Sweeping method	Direct throw
Waste container	11 gallon / 1.5 cubic ft / (42 l)
Weight	50.7 lbs (23 kg)
Dimensions (L x W x H)	51.2" x 30.14" x 40.7" (1300 mm x 850 mm x 1050 mm)

Equipment

Dust filter	■
Manual sweeping drive	■
Adjustable main roller broom	■
Adjustable side broom	■
Fold-down push handle	■
Outdoor use	■
Indoor use	■
Order No.	1.517-101.0

■ Included in delivery.

Accessories

Product name	Order No.	Description
Litter picker	2.640-908.0	For picking up waste.
Standard roller broom	6.907-041.0	Water-resistant universal bristles, extremely durable, suitable for all types of surfaces.
Standard side broom	6.966-005.0	Water-resistant universal bristles, extremely durable, suitable for all types of surfaces.

KM 70/30 C Bp Adv



Compact, convenient and universal.

The extremely compact and efficient KM 70/30 C sweeps silently. Main roller broom and side broom with electric drive – cleans right into the corners, suitable for indoor and outdoor use.



Sweepers and vacuum sweepers



1 Adjustable push handle

- Excellent ergonomics due to triple adjustment option.
- Foldable for space-saving parking.



2 EASY Operation concept

- Easy to use program selector switch.



3 Easy to transport

- Front and rear handles for easy transport (e.g. via stairs).



4 Fine dust suction

- Electric suction fan for removing fine dust from the waste container.
- Can be switched off for sweeping in wet weather.

Technical data

KM 70/30 C Bp Adv

- 28" Cleaning path
- Vacuum dust control
- Electrically powered main roller broom and side broom
- Continuously adjustable roller broom and side broom

Technical data

Working width	18.8" (480 mm)
Working width with 1 side broom	28" (700 mm)
Drive	Battery
Power	12 V / 150 W
Max. area performance	30,100 ft ² / hr
Waste container	11 gallon / 1.5 cubic ft / (42 l)
Filter area	945 in ² (0.61 m ²)
Charging time rechargeable battery	12 hr
Operating time	3.5 hr
Weight	105 lbs (48 kg) without batteries
Dimensions (L x W x H)	48.8" x 28" x 45.2" (1240 mm x 710 mm x 1150 mm)

Equipment

Electric sweeping drive	■
Adjustable main roller broom	■
Manual filter cleaning system	■
Fold-down push handle	■
Battery and charger included	■
Vacuum	■
Order No.	1.517-208.0

■ Included in delivery.

Accessories

Product name	Order No.	Description
Litter picker	2.640-908.0	For picking up waste.
Filter element	5.731-625.0	Plastic filter, water-resistant, washable, saves maintenance costs.
Standard roller broom	6.906-041.0	Water-resistant universal bristles, extremely durable, suitable for all types of surfaces.
Standard side broom	6.966-005.0	Water-resistant universal bristles, extremely durable, suitable for all types of surfaces.

KM 75/40 W Bp



Clean entry into the walk-behind class.

Compact and agile, the KM 75/40 W cleans small to medium-sized areas with excellent results. With convenient traction drive and powerful vacuum system, available with silent battery-powered motor.



1 Waste container with trolley grip

- Waste container with recessed grips – easy to remove and empty.
- Short disposal times.



2 Efficient filter system with mechanical filter cleaning

- 1.8 m² filter area for continuous working.
- Made of tough polyester for durability.
- Mechanical filter cleaning system with ergonomic handle.



3 Easy to maintain

- Filter and roller broom easy to remove without tools for flexible maintenance.



4 EASY Operation concept

- Clear and logical arrangement of all controls on the handle and field of view for ease of use.
- Standard symbols for all Kärcher sweepers.

Technical data

KM 75/40 W Bp

- Waste container with trolley grip
- Roller broom changeover without tools
- Efficient filter cleaning system with clean filter replacement without tools

Technical data

Working width with 1 side broom	30" (750 mm)
Drive	DC motor; .5 hp / 400 W
Max. area performance	36,328 ft ² / hr
Waste container	10.5 gallon / 1.4 cubic ft / (40 l)
Power source	2 x 12 V 70 ah AGM batteries
Sweeping method	Overthrow
Climbing ability	12 %
Working speed	2.8 m / hr (4.5 km / h)
Filter area	2,790 in ² (1.8 m ²) - flat, pleated with manual shaker
Weight	172 lbs (78 kg) without batteries
Dimensions (L x W x H)	56" x 30" x 46.5" (1430 mm x 780 mm x 1180 mm)

Equipment

Polyester flat pleated filter	■
Manual filter cleaning system	■
Forward drive	■
Adjustable main roller broom	■
Mobile waste container	■
Coarse dirt flap	■
Battery and charger included	■
Order No.	9.840-739.0

- Included in delivery.

Accessories

Product name	Order No.	Description
Flat pleated filter	5.731-635.0	Plastic filter, water-resistant, washable, reduces maintenance costs.
Standard roller broom	6.906-884.0	Water-resistant universal bristles, extremely durable, suitable for all surfaces.
Main roller broom, soft/natural	6.906-886.0	Specially designed with natural bristles for sweeping fine dust on smooth floors indoors.
Hard main roller broom	6.906-885.0	For the removal of stubborn dirt outdoors.

KM 90/60 R Bp

Entry into the “ride-on class”.



Comfortable alternative to walk-behind sweepers. The KM 90/60 R ride-on sweeper offers best-in-class comfort with its adjustable seat, easy steering and large wheels for high performance as well as providing excellent cleaning results.



Sweepers and vacuum sweepers



1 Robust, compact design with pick-up area

- Built to last, highly reliable.
- Safety and manoeuvrability.



2 EASY Operation concept

- Logical and clear.
- All controls are clearly arranged and easy to access.



3 Large filter area with automatic filter cleaning system

- The system cleans the filter after each shut-down of the machine – for enhanced filter performance and low dust emissions.
- Filter cleaning can also take place manually.
- Filter replacement without tools.



4 Robust, compact design with pick-up area

- Additional components, e.g. spare canisters or manual cleaning devices can be attached and carried on-board.

Technical data

KM 90/60 R Bp

- Automatic filter cleaning system
- Ergonomic operating concept
- Floating main roller brush

Technical data

Working width with 1 side brush	36" (900 mm)
Drive	DC motor
Sweeping method	Overthrow
Max. area performance	68,889 ft ² / hr (6,900 m ² / hr)
Waste container	15.85 gallons (60 l)
Climbing ability	12%
Working speed	3.72 m / hr (6 km / hr)
Filter area	6,2000 in ² (4 m ²)
Weight	441 lbs (220 kg) without batteries
Dimensions (L x W x H)	64.3" x 38.6" x 49.6" (1635 mm x 980 mm x 1260 mm)

Equipment

Round polyester filter	■
Manual/automatic filter cleaning system	■
Floating main roller broom	■
Adjustable suction power	■
Coarse dirt flap	■
Battery and charger included	-
Order No.	1.047-205.0*

■ Included in delivery. * Base model does not include batteries or charger.

Accessories

Product name	Order No.	Description
Spare tank	2.641-800.0	Fuel tank conversion, increase of tank capacity to .8 gallons.
Puncture-proof tires (set), solid rubber	4.040-801.0	Recommended for sweeping metal shavings, glass shards, etc.
Round filter	6.414-576.0	Plastic filter, water-resistant, washable, saves maintenance costs.
Standard roller broom	4.762-430.0	Water-resistant universal bristles, extremely durable, suitable for all surfaces.

Accessories for Sweepers

Sweepers and vacuum sweepers are used for a wide range of different surfaces and cleaning requirements. We offer an extensive range of accessories: from roller brushes and filters to specialist attachment kits. This increases the efficiency of the machines and extends the range of applications.





1 More economical and versatile

The wide range of accessories offered by Kärcher extends the range of applications. Machines equipped with our accessories achieve excellent cleaning results on different types of floors and surfaces both indoors and outdoors.

2 Efficient brush system

From the KM 100/100 R Bp onwards, polyamide brushes are standard. These brushes last three times longer than conventional polypropylene brushes. A further advantage: polyamide can be used on both rough and smooth surfaces. V-shaped bristles offer superior cleaning performance. Kärcher offers an extensive range of accessory brushes for different types of floors and degrees of soiling.

3 Side brushes as required

Kärcher offers other brushes in addition to standard side brushes. These are suitable for cleaning various surfaces and types of waste.

4 Efficient filter system

Using the correct fine dust filter produces excellent cleaning results. Kärcher offers highly efficient filter systems. These include cleaning systems and washable materials which make them durable and affordable. Our filters have the BIA category M.

Accessories for walk-behind sweepers.



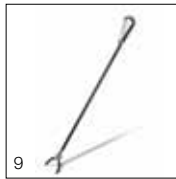

Walk-behind sweepers can achieve excellent cleaning results with the right accessories. Every machine can be adapted to suit the cleaning task using soft, hard or antistatic roller brushes. New filters ensure that the air stays clean.

Sweepers and vacuum sweepers

		Order No.	Amp Hours	Length	Diameter	Quantity	Description
Fleece filter							
Filter element	1	5.731-642.0					Plastic filter, water-resistant, washable, saves maintenance costs.
Filter element	2	5.731-625.0					Plastic filter, water-resistant, washable, saves maintenance costs.
Flat pleated filter							
Flat pleated filter	3	6.904-176.0					Paper filters for optimal fine dust filtering for dust-free sweeping (only Adv).
Standard roller brush							
Standard roller brush	4	6.906-041.0		19"			Water-resistant universal bristles, extremely durable, suitable for all types of surfaces.
Main roller brush, soft/water-resistant							
Main roller brush, soft/water-resistant	5	6.903-995.0		19"			Sweeps fine dust on all surfaces indoors and outdoors.
Main roller brush, hard/water-resistant							
Hard main roller brush	6	6.903-999.0		19"			For removing stubborn dirt outdoors.
Main roller brush, antistatic							
Main roller brush, antistatic	7	6.907-023.0		19"			For cleaning surfaces subject to static build-up (e.g. carpets, artificial turf).
Standard side brushes							
Standard side brushes	8	6.966-005.0			13"		Water-resistant universal bristles, extremely durable, suitable for all types of surfaces.
Other attachment kits							
Litter picker	9	2.640-908.0					For picking up waste.
Batteries / Chargers							
Chargers	10	8.628-341.0	225			2 pieces	Low-Maintenance (12V)
	11	8.631-173.0	70			2 pieces	AGM (12V)
	12	8.632-254.0	255			4 pieces	AGM (6V)
	13	8.628-404.0				1 piece	Separate / Charger, 24V, 21A, 115V, SB50R (for use with 8.622-835.0; 8.628-341.0; 8.631-272.0)
	14	8.629-377.0				1 piece	Separate / Charger, 24C, 24A, 115G, AGM (for use with 8.622-843.0; 8.629-183.0; 8.629-184.0; 8.632-254.0)

■ Included in delivery. □ Available accessories.

	KM 70/20 C	KM 70/30 C Bp Adv	KM 75/40 W Bp
1	<input checked="" type="checkbox"/>		
2		<input checked="" type="checkbox"/>	
3		<input checked="" type="checkbox"/>	
4	<input checked="" type="checkbox"/>	<input checked="" type="checkbox"/>	
5	<input type="checkbox"/>	<input type="checkbox"/>	
6	<input type="checkbox"/>	<input type="checkbox"/>	
7		<input type="checkbox"/>	
8	<input checked="" type="checkbox"/>	<input checked="" type="checkbox"/>	
9	<input type="checkbox"/>	<input type="checkbox"/>	
10			<input type="checkbox"/>
11			
12			<input type="checkbox"/>
13			<input type="checkbox"/>
14			<input type="checkbox"/>



Accessories for ride-on sweepers: filters and roller brushes.



Our standard roller brushes are made of high-quality materials for durability. They are water-resistant and suitable for all types of surfaces. Other roller brushes are available as accessories for other cleaning tasks.

Sweepers and vacuum sweepers

		Order No.	Length / width	Description
Round filter				
Round filter	1	6.414-576.0		Plastic filter, water-resistant, washable, saves maintenance costs.
	2	6.414-532.0		
	3	6.414-554.0		
Standard main roller brushes				
Standard main roller brush	4	4.762-430.0	24"	Water-resistant universal bristles, extremely durable, suitable for all surfaces.
	5	6.906-375.0	28"	Water-resistant universal bristles, durable, suitable for all surfaces. Spare parts.
	6	6.906-624.0	33"	
Main roller brush, soft/natural				
Main roller brush, soft/natural	7	4.762-442.0	24"	Specially designed with natural bristles for sweeping fine dust on smooth floors indoors.
	8	6.906-533.0	28"	With natural bristles, ideal for sweeping fine dust on smooth surfaces both indoors and outdoors.
	9	6.906-722.0	33"	
Main roller brush, hard				
Main roller brush, hard	10	4.762-443.0	24"	For the removal of stubborn dirt outdoors.
	11	6.906-532.0	28"	
	12	6.906-723.0	33"	
Main roller brush, antistatic				
	13	6.906-534.0	28"	

■ Included in delivery. □ Available accessories.



						KM 90/60 R P
						KM 100/100 R Bp
						KM 120/150 R LPG
						KM 120/150 R LPG 2SB
						KM 120/150 R Bp
						KM 120/150 R Bp 2SB
	1			<input checked="" type="checkbox"/>		
	2			<input checked="" type="checkbox"/>		
	3			<input checked="" type="checkbox"/>	<input checked="" type="checkbox"/>	<input checked="" type="checkbox"/>
	4			<input checked="" type="checkbox"/>		
	5			<input checked="" type="checkbox"/>		
	6			<input checked="" type="checkbox"/>	<input checked="" type="checkbox"/>	<input checked="" type="checkbox"/>
	7			<input type="checkbox"/>		
	8			<input type="checkbox"/>		
	9			<input type="checkbox"/>	<input type="checkbox"/>	<input type="checkbox"/>
	10			<input type="checkbox"/>		
	11			<input type="checkbox"/>		
	12			<input type="checkbox"/>	<input type="checkbox"/>	<input type="checkbox"/>
	13			<input type="checkbox"/>		

Sweepers and vacuum sweepers

Accessories for ride-on sweepers: side brushes.



The universal bristles of Kärcher side brushes are water-resistant and suitable for all types of surfaces. They are robust and extremely durable.

		Order No.	Installation ex works	Diameter	Description
Standard side brushes					
Side brush standard	1	6.906-132.0		18"	Water-resistant universal bristles, extremely durable, suitable for all surfaces.
	2	6.905-986.0		18"	
	3	6.906-705.0		24"	
Side brush, soft					
Side brush, soft	4	6.905-626.0		19"	Sweeps fine dust on all surfaces, water-resistant, for indoors and outdoors.
	5	6.906-133.0		18"	
	6	6.906-720.0		24"	
Side brush, hard					
Side brush, hard	7	6.905-625.0		19"	Removes stubborn dirt outdoors, moisture-proof, mildly abrasive.
	8	6.906-721.0		24"	
Side brush, hard					
Side brush, left					
Side brush, left	9	2.641-595.0	2.641-595.7		Complete, including standard side brushes for excellent cleaning results (up to serial number 11857).
	10	2.640-284.0	2.640-284.7		Complete, including standard side brushes for excellent cleaning results.
	11	2.851-050.0	2.851-050.7		
	12	2.851-273.7			
	13	2.851-272.7			

■ Included in delivery. □ Available accessories.



1-3



4-6



7-8

	1			<input checked="" type="checkbox"/>						
	2				<input checked="" type="checkbox"/>					
	3					<input checked="" type="checkbox"/>	<input checked="" type="checkbox"/>	<input checked="" type="checkbox"/>	<input checked="" type="checkbox"/>	
	4			<input type="checkbox"/>						
	5				<input type="checkbox"/>					
	6					<input type="checkbox"/>	<input type="checkbox"/>	<input type="checkbox"/>	<input type="checkbox"/>	
	7			<input type="checkbox"/>						
	8				<input type="checkbox"/>	<input type="checkbox"/>	<input type="checkbox"/>	<input type="checkbox"/>	<input type="checkbox"/>	
	9			<input type="checkbox"/>						
	10				<input type="checkbox"/>					
	11					<input type="checkbox"/>				
	12							<input type="checkbox"/>		
	13								<input type="checkbox"/>	<input type="checkbox"/>

KM 90/60 R Bp
 KM 100/100 R Bp
 KM 120/150 R LPG
 KM 120/150 R LPG 2SB
 KM 120/150 R Bp
 KM 120/150 R Bp 2SB
 KM 130/300 R Bp
 KM 130/300 R D
 KM 130/300 R LPG

Sweepers and vacuum sweepers

Special nozzles, lights, protective gear: Kärcher offers accessories for all requirements.



Cabs and protective roofs for increased safety, e.g. in warehouses. Also available with heating or air conditioning. Lighting and rotary beacon for increased safety, improved visibility and working in bad weather, e.g. winter.

Sweepers and vacuum sweepers

		Order No.	Installation ex works	Description
Cabs and protective roofs				
Canopy	1	2.851-267.7		Complies with IEC 60335-2-72.
Canopy with windscreen and windscreen wiper	2	2.851-269.7		Canopy with windscreen and windscreen wiper.
Weatherproof cab	3	2.851-271.7		Weatherproof cab with robust steel frame. Windscreen with windscreen wiper. Plastic cover at the side and at the rear.
Protective roof for operator				
Protective roof for operator	4	2.640-981.7		Complies with the requirements IEC 60335-2-72.
Protective roof for operator with 360° warning beacon				
Protective roof for operator with 360° warning beacon	5	2.640-496.7		Complies with IEC 60335-2-72.
Weatherproof cab				
	6	2.641-075.7		
Lighting				
Working light	7	2.640-551.0		For additional lighting, e.g. in underground garages or warehouses.
	8	2.641-113.0		
	9	2.641-228.7	2.641-228.7	
Working light	10	2.851-279.0		For additional lighting, e.g. in underground garages or warehouses.
	11	2.851-279.7	2.851-279.7	
Warning beacon				
360° warning beacon	12	2.641-650.0	2.641-650.7	For increased working safety.
	13	2.640-504.0	2.640-504.7	
	14	2.640-949.0	2.640-949.7	
	15	2.641-110.7		
	16	2.641-078.7	2.641-078.7	
	17	2.641-111.7		

■ Included in delivery. □ Available accessories.



	1											
	2											
	3											
	4											
	5											
	6											
	7											
	8											
	9											
	10											
	11											
	12											
	13											
	14											
	15											
	16											
	17											

Sweepers and vacuum sweepers

Ride-on sweeper accessories: tires.



Foam-filled or solid rubber tires for production areas where there are metal shavings or glass splinters. Non-marking super elastic tires for battery-powered machines operating on light surfaces.

Sweepers and vacuum sweepers

		Order No.	Installation ex works	Description
Tires				
Pneumatic tires (set)	1	4.515-332.0		Pneumatic tires for standard applications.
Tires, puncture-proof				
Puncture-proof tires (set), solid rubber, non-marking	5	2.641-129.7	2.641-129.7	Avoids tire marks on light surfaces.
Puncture-proof tires (rear), solid rubber, non-marking	6	6.435-698.0		Prevents tire marks on light surfaces, 2 required.
Puncture-proof tires (front), solid rubber	8	6.435-319.0		
Puncture-proof tires (front), solid rubber, non-marking	9	6.435-406.0		Avoids tire marks on light surfaces.
Puncture-proof tires (rear), solid rubber	10	6.435-439.0		Recommended for sweeping metal shavings, glass shards, etc.
Puncture-proof tires (rear), solid rubber, non-marking	11	6.435-746.0		Prevents tire marks on light surfaces.
Puncture-proof tires (set), solid rubber	15	2.641-133.7	2.641-133.7	Recommended for sweeping metal shavings, glass shards, etc.
	16	2.641-045.7	2.641-045.7	Recommended for sweeping metal shavings, glass shards, etc.
Puncture-proof tires (set), solid rubber, non-marking	17	2.641-046.7	2.641-046.7	Prevents tire marks on light surfaces.
	18	4.515-328.0		Recommended for sweeping metal shavings, glass shards, etc. Avoids tire marks on light surfaces.

■ Included in delivery. □ Available accessories.



5-6, 9, 17



8



10, 16



11

	1									<input type="checkbox"/>
	5									<input type="checkbox"/>
	6									<input type="checkbox"/>
	8									<input type="checkbox"/>
	9									<input type="checkbox"/>
	10									<input type="checkbox"/>
	11									<input type="checkbox"/>
	15									<input type="checkbox"/>
	16									<input type="checkbox"/>
	17									<input type="checkbox"/>
	18									<input type="checkbox"/>

KM 90/60 R Bp
 KM 100/100 R Bp
 KM 120/150 R LPG
 KM 120/150 R LPG 2SB
 KM 120/150 R Bp
 KM 120/150 R Bp 2SB
 KM 130/300 R Bp
 KM 130/300 R D
 KM 130/300 R LPG

Sweepers and vacuum sweepers

Ride-on sweeper accessories: Other accessories.



Sweeper accessories for easier sweeping, e.g. waste fill flap or continuous automatic filter cleaning. Kits for extending the range of uses, comfort or safety.

		Order No.	Installation ex works	Description
Other mounting kits				
Continuous, automatic filter cleaning	1	2.640-864.7	2.640-864.7	Continuous motor-powered shaker automatically cleans round filter.
Reverse travel signal	2	2.640-983.0	2.640-983.7	Reversing warning signal.
Waste flap	3	2.640-909.0	2.640-909.7	For bulky collected objects.
Continuous, automatic filter cleaning	4	2.641-220.0	2.641-220.7	Continuous motor-powered shaker automatically cleans round filter.
Stainless steel waste container	5	6.961-926.7		Stainless steel waste container for waste and areas of application with increased risk of corrosion.
Water spraying system				
Water spraying system for side brush	6	2.851-281.7		For binding dust. Consisting of stainless steel water tank (50 l) and spray nozzles on side brushes.
Sweeping/Vacuuming				
Carpet sweeping kit	7	2.641-665.0		Carpet brush set for cleaning carpets, consisting of fluff screen, three wheels and anti-static brush.
	8	2.641-665.7		Carpet sweeping kit, consisting of fluff filter and antistatic roller brush.
Suction hose	9	2.641-688.0	2.641-688.7	For cleaning corners.
	10	2.641-689.0	2.641-689.7	
	11	2.640-757.7		
	12	2.641-074.7	2.641-074.7	
Side brush cover	13	2.851-286.0		Side brush cover for reducing dust dispersion.
Traction batteries				
Battery	14	6.654-124.0		Traction battery, maintenance-free.
	15	6.654-119.0		4 required.
	16	6.654-112.0		With central filling system.
Battery and charger set (in tray)	17	2.640-996.0		With built-in charger.

■ Included in delivery. □ Available accessories.



		KM 90/60 R Bp	KM 100/100 R Bp	KM 120/150 R LPG	KM 120/150 R LPG 2SB	KM 120/150 R Bp	KM 120/150 R Bp 2SB	KM 130/300 R Bp	KM 130/300 R D	KM 130/300 R LPG
	1			<input type="checkbox"/>	<input type="checkbox"/>					
	2			<input type="checkbox"/>	<input type="checkbox"/>					
	3			<input type="checkbox"/>	<input type="checkbox"/>					
	4				<input type="checkbox"/>	<input type="checkbox"/>				
	5							<input type="checkbox"/>	<input type="checkbox"/>	<input type="checkbox"/>
	6								<input type="checkbox"/>	<input type="checkbox"/>
	7		<input type="checkbox"/>							
	8		<input type="checkbox"/>							
	9		<input type="checkbox"/>							
	10									
	11			<input type="checkbox"/>	<input type="checkbox"/>					
	12				<input type="checkbox"/>	<input type="checkbox"/>				
	13							<input type="checkbox"/>	<input type="checkbox"/>	<input type="checkbox"/>
	14	<input type="checkbox"/>								
	15	<input type="checkbox"/>	<input type="checkbox"/>							
	16	<input type="checkbox"/>	<input type="checkbox"/>		<input type="checkbox"/>	<input type="checkbox"/>				
	17			<input type="checkbox"/>	<input type="checkbox"/>					

Sweepers and vacuum sweepers

		Order No.	Installation ex works	Description
Traction batteries				
Battery (in tray)	18	6.654-156.0		Charge lasts for up to 4 hours.
Chargers				
	19	6.654-107.0		For battery 6.654-112.0.
	20	6.654-120.0		For battery 6.654-119.0.
	21	6.654-143.0		For battery 6.654-112.0.
	22	6.654-188.0		For battery 6.654-156.0.
Traction batteries and chargers				
Battery	23	7.654-001.0		Starter battery.
Charger	24	6.654-116.0		For battery charging.
Battery and charger set (in tray)	25	2.641-044.0		With built-in charger.

■ Included in delivery. □ Available accessories.



18, 23, 25



21-22

		KM 90/60 R Bp	KM 100/100 R Bp	KM 120/150 R LPG	KM 120/150 R LPG 2SB	KM 120/150 R Bp	KM 120/150 R Bp 2SB	KM 130/300 R Bp	KM 130/300 R D	KM 130/300 R LPG
	18					<input type="checkbox"/>	<input type="checkbox"/>			
	19		<input type="checkbox"/>							
	20		<input type="checkbox"/>							
	21					<input type="checkbox"/>	<input type="checkbox"/>			
	22					<input type="checkbox"/>	<input type="checkbox"/>			
	23			<input checked="" type="checkbox"/>	<input checked="" type="checkbox"/>					
	24			<input type="checkbox"/>	<input type="checkbox"/>					
	25					<input type="checkbox"/>	<input type="checkbox"/>			

Sweepers and vacuum sweepers

Professional wet and dry vacuum cleaners for all cleaning tasks.

Every experienced user knows that pure suction power alone says nothing about the real performance capability of a vacuum cleaner. The deciding factor is the overall design including all filters and controls, ergonomics, stability and optimal accessories. For decades, Kärcher has been setting standards with innovative technologies.





1 Gets into every corner

Kärcher has listened to what professional users want and developed precisely the accessories they need. Kärcher wet and dry vacuum cleaners have the accessories for diverse cleaning tasks. They even remove dirt in awkward and tight corners.

2 Patented Trigger Air draft Cleaning Technology (TACT)

Kärcher's patented Trigger Air draft Cleaning Technology (TACT) filter system allows for continuous fine and coarse dust retrieval without the need to shut the unit down for filter cleaning.

3 In daily use

Kärcher wet and dry vacuum cleaners make the work of contract cleaners and caretakers much easier. They remove even the most stubborn dirt and liquid in the shortest time.

	Container capacity (gal)	Air flow rate (cfm)	Vacuum motor (watts)	Waterlift (inches)	Electronic tank level monitor	Dust bag	Tact – auto filter cleaning system
Dry vacuum cleaners							
T12/1	3	130	1300	-	-	Cloth/2 ply Paper/Fleece	-
CV 71/2	9.25	224	2 x 802	-	-	Cloth/Paper/HEPA	-
Cordless vacuum cleaners							
BV 11/1 Bp	2.5	112	1295	-	-	Cloth/Paper	-
Upright vacuum cleaners							
CV 300	1	102	1000	-	-	3 ply Paper	-
CV 380	1	102	1000	-	-	3 ply Paper	-
Wet/dry vacuum cleaners							
NT 14/1 Eco Adv	3.7	129	1380	88.6	■	Paper/Fleece	-
NT 35/1 Tact	9.2	120	1265	88	■	2 ply Paper/Fleece	■
NT 45/1 Tact	11.9	120	1265	88	■	2 ply Paper	■
NT 48/1	12.6	141	1200	80	■	Paper	-
NT 65/2 Eco	17.2	229	1265	94	■	2 ply Paper	-
NT 68/1	18	142	1380	80	■	Paper	-

T 12/1



Cleaning in peace and quiet.

These dry vacuum cleaners are extremely quiet and therefore suitable for noise-sensitive areas such as hotels, reception areas and hospitals. Ergonomic foot switch and carry handle for stress-free working.



1 Performance in a convenient design

- The 40' long power cable can be wound fully around the cable storage integrated in the turbine head.
- Large permanent main filter guarantees optimal dust filtration and enable vacuum to be operated with or without a bag.
- Optional HEPA filtration capabilities.

2 Daily maintenance cleaning

- The T 12/1 has a large container capacity allowing long periods of uninterrupted use with low maintenance costs.
- Large, foot operated switch eliminates bending.

T 12/1

- 3 gallon tank
- 4 stage filtration, 99% at 0.3 microns
- Designed for easy mobility to the job
- 10" (254 mm) cleaning path

Technical data

Air flow rate	130 cfm (61 l / s)
Waterlift rating	98" waterlift
Container capacity	3 gallon (12 l)
Max. power rating	1.7 hp -1300 W
Hose length / diameter	8.2' / 1.25" (2.5 m / 32 mm)
Cable length	40' (12 m)
Operating noise level	61 dBA
Cleaning path	10" (254 mm)
Weight	14.5 lbs (6.6 kg)
Dimensions (L x W x H)	16.1" x 12.4" x 13.3" (410 mm x 315 mm x 340 mm)

Equipment

Suction hose with bend, 8.2' (2.5 m)	■
Suction tube, metal, 2 x 19.7" (0.5 m)	■
Washable nylon filter	■
Changeover floor tool, 11.2" (285 mm)	■
Order No.	1.355-105.0

■ Included in delivery.

BV 11/1

Productivity in a comfortable back pack vacuum.



The BV 11/1 back pack vacuum is ergonomically designed, making it comfortable to wear and easier to use. The power switch is mounted on the hip within easy view and reach of the operator. In addition, the quiet operation of the BV 11/1 prevents disruptive cleaning.



1 Ergonomic design

- Padded hip and shoulder harness increase comfort.

2 6-piece tool kit included

- Tools stow conveniently on the harness for easy accessibility.

BV 11/1

- 2.5 gallon capacity
- Ergonomically designed
- 6-piece tool kit
- Molded polyethylene housing

Technical data

Air flow rate	112 cfm (52 l / s)
Waterlift rating	104" waterlift
Container capacity	2.5 gallon (9.5 l)
Max. power rating	1.6 hp -1300 W, flow through design with internal thermal protection
Hose length / diameter	5' / 1.5" (1.5 m / 38 mm)
Cable length	50' (15.2 m)
Operating noise level	67 dBA
Cleaning path	--
Weight	11 lbs (5 kg)
Dimensions (L x W x H)	23.7" x 8.8" x 10.5" (602 mm x 215 mm x 268 mm)

Equipment

Suction hose, 5' (1.5 m)	■
Wand tool	■
Floor tool	■
Upholstery tool	■
Dusting tool	■
Crevice tool	■
Filter bag	Paper
Order No.	9.840-514.0

- Included in delivery.

CV 300 CV 380



Dual motors for maximum power, superior maneuverability and quiet operation.

Kärcher's CV dual-motor upright vacuums are designed to be simultaneously powerful, lightweight and easy to maneuver. Our 1,000 watt vacuum motors pick up more dirt in a single pass than their comparable single-motor counterparts while our patented filtration system filters out particulates and allergens down to 0.3 microns.



1 Simple operation brush head

- No tool brush removal.
- Adjustable brush head for maximum cleaning effectiveness.

2 Simple operation debris removal

- Filter bag full indicator alerts the operator to restricted flow.
- Flip top access for easy bag change.

CV 300

CV 380

- Powerful dual motor upright vacuum
- Powerful dual motore upright vacuum
- innovative, articulating head for superior maneuverability
- Patented filtration system - large surface area, high efficiency to 0.3 microns
- Ergonomic carrying handle for easy transport

Technical data

	CV 300	CV 380
Working width	12" (305 mm)	15" (381 mm)
Vacuum motor	1.4 hp / 1000 W	1.4 hp / 1000 W
Housing	Injection molded, high impact ABS & PP plastic	Injection molded, high impact ABS & PP plastic
Brush drive	Non-slip toothed belt, enclosed safety clutch & speed control	Non-slip toothed belt, enclosed safety clutch & speed control
Waterlift	92" waterlift	92" waterlift
Air flow rate	102 cfm	102 cfm
Brush motor	.24 hp / 175 W	.24 hp / 175 W
Brush speed	2700 rpm	2700 rpm
Noise level	69.5 dBA	70 dBA
Wheels	2" diameter, rubberized	2" diameter, rubberized
Weight	19.6 lbs	20 lbs
Cable length	40', 18/3 SJT	40', 18/3 SJT
Dust bag	Triple layer bag, 3.5 liter, top-loading	Triple layer bag, 3.5 liter, top-loading
Dimensions (L x W x H)	47" x 12" x 8.5" (1193 mm x 305 mm x 216 mm)	47" x 15" x 8.5" (1193 mm x 381 mm x 216 mm)

Equipment

	CV 300	CV 380
Filter bag	■	■
Order No.	1.012-059.0	1.012-060.0

■ Included in delivery.

CV 71/1

Fast, efficient cleaning of large spaces

Kärcher's CV 71/2 wide area vacuum is a dual-motor, low-profile design that incorporates on-board tools for fast, efficient cleaning of large carpeted areas. The six position adjustable brush head allows the operator to clean virtually any floor or carpet type with just a single pass, while a built-in suspension system ensures consistent brush contact with the floor.



1 Convenient to use

- Foot lever allows for 6 brush height adjustments.
- Tools are conveniently stowed on-board vacuum for easy accessibility.
- Optional HEPA filtration bags.

CV 71/1

- Enclosed bag-in-bag design for four-stage filtration
- Six brush height adjustments
- built-in brush suspension ensure consistent brush contact

Technical data

Working width	28" (710 mm)
Vacuum motor	2 x 1.1 hp (2 x 800 W)
Construction	Rotationally molded polyethylene, heavy gauge steel frame; Stainless steel housing
Brush motor	.25 hp (186 W)
Airflow rate	224 CFM
Waterlift	63" waterlift
Cable length	75' (23 m) 14/3 SJTW
Wheels - front	Two, 1.6" (45 mm) non-marking swivel casters
Wheels - back	Two, 10" (254 mm) non-marking wheels
Weight	95 lbs (43 kg)
Dimensions (L x W x H)	59" x 31" x 18" (1500 mm x 787 mm x 457 mm)

Equipment

Filter bag, disposable paper	■
Filter bag, reusable cloth	■
HEPA filter bags	-
Order No.	1.012-564.0

■ Included in delivery.

Vacuum cleaners

NT 35/1 Tact

Efficient vacuum cleaners.



These powerful vacuum cleaners pick up coarse dirt and liquids as well as large quantities of fine dust. Tact, the fully automatic cleaning system, cleans the filter with strong air blasts. Ideal for long periods of uninterrupted use and constant high suction power.



1 Tact system (Auto Filter Clean System)

- The filter is cleaned with strong air blasts. The process is triggered automatically whilst maintaining constant high suction power. Further advantages; low maintenance costs, long filter life.

2 On-board accessory storage

- On-board storage for all accessories, includes two hooks for the suction hose and power cord.

NT 35/1 Tact

- Tact – Auto Filter Clean System
- Accessory/suction hose storage
- Self-cleaning filter
- No filters to install or remove
- Electronic tank level monitor

Technical data

Container capacity	9.2 gallon (35 l)
Vacuum motor	8 AMPS
Waterlift	88"
Max. power rating	1,265 W
Filtration system	TACT
Cable length	25' (7.6 m)
Hose length & diameter	8' x 1.37" (2,438 mm x 35 mm)
Air flow rate	120 cfm
Operating noise level	67 dBA
Weight	25.3 lbs (11.5 kg)
Dimensions (L x W x H)	20.4" x 15" x 22.8" (520 mm x 380 mm x 580 mm)

Equipment

Suction hose with bend, 8' (2.5 m)	■
Suction tube, metal 2 x 1.6' (2 x 488 mm)	■
Dust bag	2-ply paper
Filter	Washable nylon filter
Wet and dry floor tool	■
Crevice tool	■
Order No.	1.184-804.0

- Included in delivery.

NT 45/1 Tact

Built to last.



High efficiency, low wear:

The motor of the NT 45/1 Tact Te Ec has no carbon brushes – ideal for hard and long industrial use with a life expectancy of 5,000 hours.



1 Rugged and dependable commercial wet/dry vacuum

- Large rear wheels and front swivel casters for easy maneuverability.
- Metal Wand, Floor Tool, Crevice Tool, and Washable Nylon Filter are included with each NT wet/dry vacuum.
- Crush resistant hose stows conveniently on top for storage.
- Self-cleaning filter.
- Drain hose allows user to empty unit directly into a drain or gutter.

NT 45/1 Tact

- Tact – Auto Filter Clean System
- Accessory/suction hose storage
- Self-cleaning filter
- No filters to install or remove
- Electronic tank level monitor

Technical data

Container capacity	11.9 gallon (45 l)
Vacuum motor	8 AMPS
Waterlift	88"
Max. power rating	1,265 W
Filtration system	TACT
Cable length	25' (7.6 m)
Hose length & diameter	8' x 1.37" (2,438 mm x 35 mm)
Air flow rate	120 cfm
Operating noise level	67 dBA
Weight	27.5 lbs (12.5 kg)
Dimensions (L x W x H)	20.4" x 15" x 27" (520 mm x 380 mm x 686 mm)

Equipment

Suction hose with bend, 8' (2.5 m)	■
Suction tube, metal 2 x 1.6' (2 x 488 mm)	■
Dust bag	2-ply paper
Filter	Washable nylon filter
Wet and dry floor tool	■
Crevice tool	■
Order No.	1.145-804.0

■ Included in delivery.

NT 65/2 Eco



For tackling tough jobs for industrial and commercial use.

Two powerful turbines, patented filter system, semi-automatic filter cleaning and large container capacity enable long periods of use with constant suction power.



1 On-board storage area

- Large on-board storage area for tools and accessories.

2 Integrated oil-resistant drainage hose

- Easily accessible drainage hose for convenient and safe liquid disposal.

NT 65/2 Eco

- Tact – Auto Filter Clean System
- Accessory/suction hose storage
- Self-cleaning filter
- No filters to install or remove
- Electronic tank level monitor

Technical data

Container capacity	17.2 gallon (65 l)
Vacuum motor	18 AMPS
Waterlift	88"
Max. power rating	1,265 W
Filtration system	Power filter clean
Cable length	33' (10 m)
Hose length & diameter	12' x 1.37" (3,658 mm x 35 mm)
Air flow rate	229 cfm
Operating noise level	74 dBA
Weight	41.9 lbs (19 kg)
Dimensions (L x W x H)	23.6" x 18.9" x 36.2" (600 mm x 480 mm x 920 mm)

Equipment

Suction hose with bend, 8' (2.5 m)	■
Suction tube, metal 2 x 1.6' (2 x 488 mm)	■
Dust bag	2-ply paper
Filter	Washable nylon filter
Wet and dry floor tool	■
Crevice tool	■
Order No.	1.325-105.0

- Included in delivery.

NT 48/1

Standard class – high suction.

These standard class wet and dry vacuum cleaners are ideal for wet and dry vacuuming of small areas with powerful suction performance. Robust, affordable and versatile, they effortlessly pick up dirt and liquid and are ideal for contract cleaners and for use in the automotive industry.



1 Container draining

- An easily accessible drain hose enables convenient and safe container emptying.

2 Accessory storage

- Accessories can be stored at the back of the container.

NT 48/1

- Optional wet filter bags for water pick up
- Drain hose
- Electronic tank level monitor

Technical data

Container capacity	12.6 gallon (48 l)
Vacuum motor	10 AMPS
Waterlift	80"
Max. power rating	1,200 W
Filtration system	Traditional cylindrical
Cable length	25' (7.6 m)
Hose length & diameter	8' x 1.37" (2,438 mm x 35 mm)
Air flow rate	141 cfm
Operating noise level	66 dBA
Weight	22 lbs (10 kg)
Dimensions (L x W x H)	19" x 15.4" x 30.3" (485 mm x 390 mm x 770 mm)

Equipment

Suction hose with bend, 8' (2.5 m)	■
Suction tube, metal 2 x 1.6' (2 x 488 mm)	■
Dust bag	Paper
Filter	Cylindrical dust filter
Wet and dry floor tool	■
Crevice tool	■
Order No.	1.428-605.0

- Included in delivery.

NT 68/1



Designed with water pick-up in mind.

The NT 68/1 offers more efficient water pick up with its front-mounted and self-adjusting squeegee assembly. It's unique 18 gallon capacity is designed to empty complete without the need for tipping.



1 Designed for productivity

- 18 gallon capacity offers easy mobility for medium to large jobs.
- Front-mounted squeegee offers more productive water pick up.

2 Easy to use

- Easy to use, train, operate.
- Unique design results in 100% dumping without tipping.
- Easy squeegee assembly lift.
- Easy to use, train, operate.

NT 68/1

- 24" Front-mounted squeegee
- On-board tool storage with safety sign storage
- Ergonomic and durable powder-coated handle
- Crush-proof hose
- Large transport wheels

Technical data

Container capacity	18 gallon (68 l)
Vacuum motor	10 AMPS
Waterlift	80"
Max. power rating	1380 W
Cable length	50'
Hose length & diameter	8' x 1.37" (2,438 mm x 35 mm)
Air flow rate	142 cfm
Operating noise level	71 dBA
Weight	64 lbs (29 kg)
Dimensions (L x W x H)	35.5" x 24.5" x 37.5" (901 mm x 622 mm x 953 mm)

Equipment

Suction hose with bend, 8' (2.5 m)	■
Suction tube, metal 2 x 1.6' (2 x 488 mm)	■
Floor tool	■
Crevice tool	■
Drip tray	■
Elbow	■
Order No.	x.xxx-xxx.x

■ Included in delivery.

NT 14/1 Eco Adv

The craftsman's best friend



More than just another vacuum, the NT 14/1 was developed by craftsmen for craftsmen. Intelligently designed to make the job of a craftsman easier. It's flat top provides a sitting area; It detaches from its base for easy carrying; Large wheels makes it easy to transport; And, its folding handle limits bending and dragging.



1 Folding handle

- No bending down, no dragging. The practical handle turns the vacuum cleaner into a trolley for easy transportation.

2 Ample storage

- The NT 14/1 features on-board practical storage for crevice tool, floor tool and suction tube.

NT 14/1 Eco Advanced

- Folding handle
- Semi-automatic filter cleaning
- Easy to remove suction unit

Technical data

Container capacity	3.7 gallon (14 l)
Air flow rate	129 cfm
Waterlift	88.6" waterlift
Max. power rating	1380 W
Hose length & diameter	8' x 1.37" (2,438 mm x 35 mm)
Cable length	24' (7.5 m)
Operating noise level	68 dBA
Weight	33 lbs (15 kg)
Dimensions (L x W x H)	21.5" x 18.5" 16.5" (545 mm x 465 mm x 410 mm)

Equipment


Suction hose with bend, 8' (2.5 m)	■
Suction tube, metal 3 x 1' (3 x 0.33 m)	■
Filter bag	Paper
Wet and dry floor tool	■
Crevice tool	■
Order No.	1.510-114.0

■ Included in delivery.

Accessories for Wet and Dry Vacuums

Kärcher dry vacuum cleaner accessories are not only extensive and useful for daily cleaning tasks, they are ideally placed in or on the vacuum cleaner for quick and easy access and storage. The various suction nozzles, hoses and suction tubes are perfectly matched to tackle any cleaning task, providing excellent results.





1 Healthy air

Kärcher HEPA filters ensure perfectly clean and hygienic exhaust air, ideal for use in hotels, hospitals, nurseries.

2 Bagless filtration

A Kärcher permanent filter makes vacuuming without a filter bag possible.

3 Vacuum and brush at the same time

The ESB 28 and ESB 34 electric suction brushes are ideal accessories for the thorough cleaning and simultaneous brushing of carpets.

4 Better filtration is efficient filtration

Kärcher fleece filter bags are extremely efficient: twice the dust retention capacity of paper filter bags, 10% better separation efficiency and long life reduce material costs significantly.

5 Optimal accessory storage

Making transportation easier: safe and perfect storage for hose and bend.

The right accessory kit for every cleaning task.



Practical feature: Kärcher accessory kits are designed for specific applications. These accessory kits provide Kärcher vacuum cleaners with all the tools necessary for tackling the particular cleaning task – from boilers to cars.

Accessories	Description	Order No.	Nominal width (DN)	Vacuum cleaners	Accessory kit components	Order No.	
Vacuum cleaner accessory kits for professional and commercial use							
	1	Universal kit for tradespeople and commercial use	2.637-595.0	35	NT 35/1 Tact	Suction hose, 3 m	4.440-299.0
					NT 45/1 Tact	Suction tube, 2 x 0.5 m, metal	6.900-514.0
						Bend, metal	6.900-519.0
						All-purpose nozzle	6.900-425.0
						Crevice tool	6.900-385.0
						Upholstery tool	6.900-233.0
						Combi-nozzle	6.900-387.0
						Floor tool for wet pick up	6.903-284.0
	2	Heating boiler kit	2.638-852.0	35	NT 35/1 Tact	Adapter	5.407-112.0
						Boiler tool, metal	6.906-662.0
						Wet filter bags (5 pcs.)	6.904-171.0
						Crevice tool, metal	6.900-922.0
						Pipe dusting tool	6.903-106.0
	3	Baking oven kit	2.640-341.0	35	NT 35/1 Tact	Suction hose, 2.5 m	4.440-731.0
						Suction tube, 1 x 0.5 m	6.902-124.0
						Suction tube, insulated, 1 x 1.0 m	4.321-161.0
						Oven tool	4.130-173.0
	4	Bakery kit (electrically conductive)	2.640-436.0	40	NT 35/1 Tact	Suction hose, 4 m	6.906-546.0
						Bend, plastic	5.032-427.0
						Suction tube, 2 x 0.5 m, metal	6.900-275.0
						Crevice tool	6.903-033.0
						Floor tool	6.906-554.0
						Car cleaning tool	6.906-108.0
						All-purpose brush	2.863-147.0
						Suction brush	6.903-862.0
						Reducer	5.407-109.0
	5	Horse grooming kit (electrically conductive)	2.637-248.0	40	NT 35/1 Tact	Suction hose, 4 m	4.440-391.0
					NT 45/1 Tact	Curry comb	6.903-047.0
						Rubber curry comb	6.903-048.0
						Grooming brush	6.903-046.0
	6	Building kit	2.637-352.0	40	NT 35/1 Tact	Suction hose, 4 m	4.440-263.0
					NT 45/1 Tact	Suction tube, 2 x 0.5 m, metal	6.900-275.0
					NT 65/2 Eco	Bend, metal	6.900-276.0
						Crevice tool	6.903-033.0
						Floor tool	6.903-018.0
	7	Professional cleaning kit	2.637-353.0	40	NT 45/1 Tact	Suction hose, 4 m	4.440-263.0
					NT 65/2 Eco	Suction tube, 2 x 0.5 m, metal	6.900-275.0
						Bend, metal	6.900-276.0
						Crevice tool	6.903-033.0
						Floor tool with rollers	6.906-383.0



Chip cleaning kit, e.g. for metal or woodworking machines



Car and commercial vehicle cleaning kit.

Accessories	Description	Order No.	Nominal width (DN)	Vacuum cleaners	Accessory kit components	Order No.	
Vacuum cleaner accessory kits for professional and commercial use (continued)							
	8	Accessory kit Power tools (electrically conductive)	2.862-167.0	27	NT 35/1 Tact	Suction hose, 3,5 m, DIN 27	4.440-447.0
					NT 45/1 Tact	Adapter for power tools	6.902-095.0
						Adapter, DN 27/35	5.453-044.0
						Cable clips, pack of 5	5.332-440.0
	9	Wet and dry vacuum kit (electrically conductive)	2.638-147.0	40	NT 35/1 Tact	Suction hose, 4 m	4.440-391.0
					NT 45/1 Tact	Bend, DN 40, metal	6.900-276.0
					NT 65/2 Eco	Suction tube, 2 x 0.5 m, metal	6.900-275.0
						Floor tool, DN 40	6.906-554.0
						Crevice nozzle, DN 40	6.903-033.0
	10	Car cleaning kit	2.862-166.0	35	NT 35/1 Tact	Car cleaning tool	6.906-108.0
					NT 45/1 Tact	Upholstery tool, DN 35	6.900-233.0
					NT 65/2 Eco	Reducer, C 35/DN 35	5.407.112.0
						Reducer, C 40/DN 35	5.407-109.0
						Crevice tool	6.906-240.0
						Suction brush	6.903-862.0
						Suction brush	6.903-862.0
	11	Industrial kit	2.637-355.0	61	NT 65/2 Eco	Suction hose, 4 m	4.440-264.0
						Bend, metal	6.906-850.0
						Suction tube, 2 x 0.5 m, metal	6.906-851.0
						Crevice tool, stainless steel	6.900-926.0
						Surface tool, aluminium	4.130-415.0
						Floor tool, metal	4.130-413.0
	12	Chippings and shavings cleaning kit	2.640-760.0	61	NT 65/2 Eco	Suction hose, 4 m, oil-resistant	4.440-613.0
						Crevice tool	6.900-222.0
						Rubber suction tool	6.902-106.0
	13	Attachment set and Bus cleaning kit	2.640-560.0	40	NT 65/2 Eco	Tubular frame with hose holder	4.050-667.0
						Suction hose, C-40, 16 m	6.906-635.0
						Multi-purpose floor tool DN 35	6.906-511.0
						Crevice tool, plastic, DN 35	6.906-240.0
						Suction tube, 2 x 0.5 m, metal, DN 35	6.900-514.0
						Bend, metal, DN 35	6.900-519.0
						Suction brush, DN 35	6.900-697.0
						Filter bags, pack of 5	6.904-285.0
						Car cleaning tool, plastic, DN 35	6.906-108.0
						Reducer, Clip C 40/ DN 35	5.407-109.0

Accessories for wet and dry vacuum cleaners: filters



Compact, large capacity filter bags: this is a standard feature of all new Kärcher vacuum cleaners. Kärcher vacuum cleaners are designed to give years of reliable use with low maintenance costs.

		Order No.	Quantity	Description
Paper filter (2-ply)				
	1	6.904-285.0	5 pieces	BIA-C for dust class M, 3-ply, reinforced outer ply, tear-resistant.
	2	6.904-406.0	10 pieces	Paper filter bags, 2-ply, dust class M.
	3	6.904-210.0	5 pieces	BIA-C for dust class M.
	4	6.904-224.0	300 pieces	BIA-C for dust class M. Bulk consumer pack.
	5	6.904-259.0	5 pieces	BIA-C for dust class M, 3-ply, reinforced outer ply, for cement dust, etc.
	6	6.904-208.0	5 pieces	BIA-C for dust class M. (Suitable for NT 35/1 Eco).
	7	6.904-175.0	300 pieces	BIA-C for dust class M. Bulk consumer pack.
	8	6.904-312.0	10 pieces	For dust class M.
	9	6.904-318.0	200 pieces	For dust class M.
	10	6.904-362.0	10 pieces	Basic
	11	8.619-885.0	10 pieces	Filter bag
	12	8.633-398.0	10 pieces	Filter bag
	13	8.600-120.0	10 pieces	Filter bag
Fabric filter bag				
	14	6.904-316.0	1 piece	Cotton, washable (40 °C).
	15	8.619-884.0	1 piece	Filter bag, Micro-tex
	16	8.600-120.0	1 piece	Replacement cloth bag
Fleece filter bags (3-ply)				
	17	6.904-407.0	5 pieces	Fleece filter bag, 3-ply, tear-resistant, dust class M, for fine dust.
	18	6.904-351.0	5 pieces	Fleece filter bag, 3-ply, tear-resistant, dust class M, for fine dust.
	19	6.904-315.0	10 pieces	Fleece filter bag, 3 ply, tear-resistant, dust class M.
	20	6.904-321.0	200 pieces	Fleece filter bag, 3-ply, tear-resistant, dust class M, Bulk consumer pack.
Special filter bag, wet filter bag				
	21	6.904-211.0	5 pieces	For dust class L, general cleaning, dry and wet, tear-resistant.
	22	6.904-252.0	5 pieces	For dust class L, general cleaning, dry and wet, tear-resistant.
	23	6.904-171.0	5 pieces	For dust class L, general cleaning, dry and wet, tear-resistant.
HEPA filter for dust class H				
	24	6.904-242.0	1 piece	HEPA surface filter, dust class H (H 14).
	25	6.904-364.0	1 piece	HEPA surface filter, dust class H (H 14).
	26	6.414-801.0	1 piece	HEPA filter cassette, paper/plastic (H 12).
	27	8.623-633.0	1 piece	HEPA filter, Replacement for 9.840-633.0
	28	9.840-633.0	1 piece	HEPA filter kit, CV 71/2 WAVK

■ Included in delivery. □ Available accessories.

Accessories for wet and dry vacuum cleaners: cartridge filters




Robust metal coarse dirt filters for wet pick-up ensure that large particles of dirt are reliably retained.

		Order No.	Quantity	Description
Cartridge filter, paper				
	1	6.414-789.0	1 piece	Paper, enlarged filter area.
Flat pleated filter (paper)				
	2	6.904-156.0	1 piece	For dust class M.
	3	6.904-367.0	1 piece	Paper, for dust class M.
	4	6.904-283.0	1 piece	Paper, for dust class M.
Flat pleated filter (PES)				
	5	6.906-123.0	1 piece	Polyester fleece, rot-proof, dust class M.
	6	6.904-360.0	1 piece	Polyester fleece, rot-proof, dust class M.
	7	6.904-284.0	1 piece	Polyester fleece, rot-proof, dust class M.
Coarse filter for wet pick up				
	8	6.904-287.0	1 piece	Metal, perforated, not suitable for dry use.
Membrane filter / fabric filter				
	9	6.904-282.0	1 piece	Polyester needle felt, BIA-C tested, washable (40 °C).
	10	6.904-212.0	1 piece	Polyester needle felt, washable (40 °C).
Main filter baskets				
	11	5.731-619.0	1 piece	Nylon, washable up to 40 °C. (up to serial number 111520).
	12	5.731-011.0	1 piece	Reinforced polyester needle fleece, washable up to about 40 °C.
	13	5.731-640.0	1 piece	Nylon, washable up to 40 °C (for T 12/1 from serial number 111521).
Exhaust air filter				
	14	6.414-802.0	3 pieces	Standard exhaust filter.
	15	6.414-611.0	5 pieces	Motor filter, interchangeable fleece.
	16	8.602-579.0	1 piece	High-efficiency filter kit (includes 10 bags and 2 motor filters)
	17	8.619-889.0	1 piece	Filter, air & sound diffusing
	18	8.632-214.0	1 piece	Filter, exhaust
Motor protection filters				
	19	8.619-887.0	1 piece	Filter, dome
	20	8.628-477.0	1 piece	Filter, motor protection
Plastic sacks for dust-free disposal				
	21	6.900-698.0	10 pieces	PE plastic sack.
	22	6.596-886.0	10 pieces	PE plastic sack.

■ Included in delivery. □ Available accessories.

	BV 11/1	CV 300	CV 380	CV 71/2	NT 48/1	NT 14/1 Eco Adv	NT 35/1 Tact	NT 45/1 Tact	NT 68/1	NT 65/2 Eco	T 12/1
1					■						
2						■					
3							■	■			
4										■	
5						□					
6							□	□			
7										□	
8							■	■			
9											□
10							□	□			
11											■
12											□
13											■
14											■
15											■
16	□										
17	■										
18		■	■								
19	■										
20		■	■								
21											□
22							□	□			



Vacuum cleaners

Accessories for wet and dry vacuum cleaners: suction nozzles



Using an electric brush can increase the cleaning efficiency.
It raises the pile, leaving carpets looking like new.

		Order No.	Quantity	Nominal width	Length	Width	Description
Car cleaning tools							
	1	6.900-952.0	1 piece	1.6"		3.5"	Plastic.
	2	6.906-108.0	1 piece	1.4"		3.5"	Plastic.
Turbo nozzle							
	3	2.860-113.0	1 piece	1.3"		6.3"	Upholstery tool, plastic with reducer DN 35/32.
	4	2.860-114.0	1 piece	1.3"		10.6"	Floor tool, plastic with reducer 35/32, 270 mm.
Combi-nozzles (dry)							
	5	6.906-511.0	1 piece	1.4"		10.6"	Plastic with stainless steel sliding base plate, changeover function, with DN 35 connection.
	6	6.906-812.0	1 piece	1.3"		10"	Plastic with plastic sliding base plate and 2 rollers.
	7	6.906-107.0	1 piece	1.3"		14.2"	Suitable for parquet floors, plastic with brush strips (set number 6.905-878.0) and 2 rollers.
	8	6.906-696.0	1 piece	1.3"		11.2"	Plastic with stainless steel sliding base plate and rollers, changeover function.
	9	8.603-302.0	1 piece				Tool, quick sweep
	10	8.603-312.0	1 piece				Tool, spot lite
	11	8.628-444.0	1 piece				Wide area nozzle with bristles (hard surface)
	12	8.628-445.0	1 piece				Wide area nozzle, carpet
	13	6.906-873.0	1 piece	1.3"		10.6"	Plastic, with stainless steel soleplate and rollers, switchable
	14	6.906-874.0	1 piece	1.4"		10.6"	Plastic, with stainless steel soleplate and rollers, switchable
Radiator brushes							
	15	6.903-034.0	1 piece	1.4"			Plastic, for crevice tool 6.900-385.0.
	16	6.903-404.0	1 piece	1.3"			Plastic, for crevice tool 6.903-403.0.
Crevice tools							
	17	6.900-385.0	1 piece	1.4"	8.3"		Plastic.
	18	6.900-922.0	1 piece	1.4"	14.6"		Metal.
	19	6.903-033.0	1 piece	1.6"	11.4"		Plastic.
	20	6.905-817.0	1 piece	1.6"	15.8"		Metal.
	21	6.906-240.0	1 piece	1.4"	9.8"		Plastic.
	22	6.903-403.0	1 piece	1.3"	8.3"		Plastic, for commercial dry vacuum cleaners.
	23	8.600-016.0	1 piece				Crevice tool
	24	8.632-245.0	1 piece				Crevice tool (requires 8.632-244,0 attachment)
	25	8.619-876.0	1 piece			16"	Crevice tool
	26	8.628-451.0	1 piece			28"	Crevice tool
	27	6.900-222.0	1 piece			14.6"	Crevice tool, synthetic
	28	6.900-926.0				14.6"	Crevice tool, stainless steel
Rubber hose							
	29	4.763-057.0	1 piece	1.6"	8.7"		Rubber.

■ Included in delivery. □ Available accessories.

	BV 11/1	CV 300	CV 380	CV 71/2	NT 48/1	NT 14/1 Eco Adv	NT 35/1 Tact	NT 45/1 Tact	NT 68/1	NT 65/2 Eco	T 12/1
1					<input type="checkbox"/>	<input type="checkbox"/>				<input type="checkbox"/>	
2					<input type="checkbox"/>	<input type="checkbox"/>					
3					<input type="checkbox"/>	<input type="checkbox"/>	<input type="checkbox"/>				<input type="checkbox"/>
4					<input type="checkbox"/>	<input type="checkbox"/>	<input type="checkbox"/>				<input type="checkbox"/>
5					<input type="checkbox"/>	<input type="checkbox"/>	<input type="checkbox"/>				
6											<input type="checkbox"/>
7											<input type="checkbox"/>
8											<input checked="" type="checkbox"/>
9	<input type="checkbox"/>										
10	<input type="checkbox"/>										
11	<input type="checkbox"/>										
12	<input type="checkbox"/>										
13											<input type="checkbox"/>
14					<input type="checkbox"/>	<input type="checkbox"/>	<input type="checkbox"/>				
15					<input type="checkbox"/>						<input type="checkbox"/>
16											<input type="checkbox"/>
17					<input checked="" type="checkbox"/>	<input checked="" type="checkbox"/>	<input checked="" type="checkbox"/>				<input type="checkbox"/>
18					<input type="checkbox"/>	<input type="checkbox"/>	<input type="checkbox"/>	<input type="checkbox"/>			<input type="checkbox"/>
19					<input type="checkbox"/>		<input type="checkbox"/>				<input checked="" type="checkbox"/>
20					<input type="checkbox"/>	<input type="checkbox"/>	<input type="checkbox"/>	<input type="checkbox"/>			<input type="checkbox"/>
21					<input type="checkbox"/>	<input type="checkbox"/>	<input type="checkbox"/>	<input type="checkbox"/>			
22											<input type="checkbox"/>
23					<input checked="" type="checkbox"/>						
24	<input type="checkbox"/>	<input type="checkbox"/>									
25	<input checked="" type="checkbox"/>										
26	<input type="checkbox"/>										
27						<input type="checkbox"/>					<input type="checkbox"/>
28						<input type="checkbox"/>					<input type="checkbox"/>
29					<input type="checkbox"/>	<input type="checkbox"/>	<input type="checkbox"/>	<input type="checkbox"/>			<input type="checkbox"/>



Vacuum cleaners

		Order No.	Quantity	Nominal width	Length	Width	Description
Nozzles for vacuuming surfaces/cleaning machines							
	30	4.130-415.0	1 piece	2.4"		7.9"	Surface nozzle, complete, aluminium, with brush and stainless steel bumper.
	31	6.903-360.0	1 piece	2.4"		4.9"	Scraper tool, steel.
Electric brush							
	32	2.642-442.0	1 piece	1.3"		1.34"	ESB 34, suction hose with power cord and telescopic suction tube (230 V).
	33	2.641-815.0	1 piece	1.3"		11"	ESB 28, suction hose with power cord and telescopic suction tube (230 V).
Pipe suction nozzles							
	34	6.903-035.0	1 piece	1.4"			Plastic, tube diameter 4"
	35	6.903-036.0	1 piece	1.4"			Plastic, tube diameter 8"
Suction brush							
	36	6.903-862.0	1 piece	1.4"		11"	Natural bristles (cow hair), rotatable.
	37	6.903-887.0	1 piece	1.3"		2.8"	Plastic brush, rotatable.
Rubber suction nozzles, 45° angle							
	38	6.902-104.0	1 piece	1.4"	8.7"		For vacuuming machines, oil-resistant.
	39	6.902-105.0	1 piece	1.6"	8.7"		For vacuuming machines, oil-resistant.
	40	6.902-106.0	1 piece	2.4"			Angled 45° for suction of machines, oil-resistant
Nozzle sets							
	41	2.860-116.0	1 piece	1.4"			Crevice tool, upholstery tool, round brush.
	42	2.860-143.0	4 pieces	1.3"			Crevice tool, upholstery tool, round brush, clip holder.
All-purpose brushes							
	43	2.863-147.0	1 piece	1.4"			Natural bristles (cow hair), bristles 4.7" x 1.8"
	44	6.906-122.0	1 piece	1.3"			Plastic, hard bristles, 4.7" x 1.8"
	45	6.900-425.0	1 piece	1.4"			Plastic, hard bristles, 4.7" x 1.8"
	46	6.903-863.0	1 piece	1"			Natural bristles (ox hair), bristle element 4.7" x 1.8"

■ Included in delivery. □ Available accessories.

	Order No.	Quantity	Nominal width	Length	Width	Description
Suction tubes, stainless steel						
	47	6.902-046.0	1 piece	1.4"	0.5 m	Stainless steel.
	48	6.902-081.0	1 piece	1.6"	0.5 m	Stainless steel.
	49	6.906-531.0	1 piece	40 mm	1 m	Stainless steel.
	50	6.902-050.0	1 piece	1.3"	0.5 m	Stainless steel.
	51	6.902-082.0	1 piece	2.4"	0.5 m	Stainless steel.
Suction tubes, plastic						
	52	6.900-384.0	1 piece	1.4"	0.5 m	Plastic.
Suction tubes, metal						
	53	6.900-514.0	1 piece	1.4"	0.5 m	Metal.
	54	6.900-275.0	1 piece	1.6"	0.5 m	Metal.
	55	6.902-152.0	1 piece	1.4"	0.33 m	Metal suction tube, chromium-plated, 0.33 m, DN 35.
	56	6.906-618.0	1 piece	1.3"	0.5 m	Metal, black coated.
	57	6.903-850.0	1 piece	1.3"	0.5 m	Metal, chromium-plated.
	58	6.906-618.0	1 piece	1.3"		Metal
	59	8.600-009.0	1 piece			Wand, extension
	60	8.609-022.0	1 piece			Wand, spotting
	61	8.628-454.0	1 piece			Wand, air turbine tool
	62	8.628-461.0	1 piece			Wand, aluminum straight
Bends, stainless steel						
	63	6.903-141.0	1 piece	1.4"		Stainless steel.
	64	6.902-079.0	1 piece	1.6"		Stainless steel.
	65	6.902-080.0	1 piece	2.4"		Stainless steel
Bends, plastic						
	66	5.031-718.0	1 piece	1.4"		Plastic with C-35 clip system.
	67	5.031-939.0	1 piece	1.4"		Plastic DN 35 with C-35 clip system, electrically conductive.
	68	6.902-009.0	1 piece	1.4"		Plastic, DN 35.
	69	5.032-427.0	1 piece	1.6"		Plastic with C-40 clip system, electrically conductive.
	70	5.031-904.0	1 piece	1.6"		Plastic with C-40 clip system.
	71	5.033-583.0	1 piece	1.4"		Plastic with C-35 clip system, antistatic.
	72	4.408-051.0	1 piece	1.4"		Plastic with C-32 clip system.
	73	4.408-052.0	1 piece	1.2"		Plastic, electrically conductive, C-32 clip system, reduces electrostatic build-up.
	74	4.440-865.0	1 piece	1.3"		Comfort bend made of plastic with C-32 clip system, silent variable air flow control, German patent granted: DE 102005010983 (without ESB connection).
	75	6.902-021.0	1 piece	2.4"		Plastic
Bend, metal						
	76	6.900-519.0	1 piece	1.4"		Metal
	77	6.900-276.0	1 piece	1.6"		Metal
	78	6.902-011.0	1 piece	2.4"		Metal
	79	8.619-914.0	1 piece			Wand, aluminum upper bend
	80	8.619-915.0	1 piece			Wand, aluminum lower bend
	81	8.628-460.0	1 piece			Wand, double curve
	82	9.840-632.0	1 piece			Wand, double curve (includes 8.619-914.0 & 8.619-915.0)

■ Included in delivery. □ Available accessories.


	BV 11/1	CV 300	CV 380	CV 71/2	NT 48/1	NT 14/1 Eco Adv	NT 35/1 Tact	NT 45/1 Tact	NT 68/1	NT 65/2 Eco	T 12/1
47					<input type="checkbox"/>	<input type="checkbox"/>	<input type="checkbox"/>	<input type="checkbox"/>	<input type="checkbox"/>	<input type="checkbox"/>	
48					<input type="checkbox"/>	<input type="checkbox"/>	<input type="checkbox"/>	<input type="checkbox"/>	<input type="checkbox"/>	<input type="checkbox"/>	
49					<input type="checkbox"/>	<input type="checkbox"/>	<input type="checkbox"/>	<input type="checkbox"/>	<input type="checkbox"/>	<input type="checkbox"/>	
50											<input type="checkbox"/>
51					<input type="checkbox"/>	<input type="checkbox"/>	<input type="checkbox"/>	<input type="checkbox"/>	<input type="checkbox"/>	<input type="checkbox"/>	
52					<input type="checkbox"/>	<input type="checkbox"/>	<input type="checkbox"/>	<input type="checkbox"/>	<input type="checkbox"/>	<input type="checkbox"/>	
53					<input checked="" type="checkbox"/>	<input type="checkbox"/>	<input checked="" type="checkbox"/>	<input checked="" type="checkbox"/>	<input type="checkbox"/>	<input type="checkbox"/>	
54					<input type="checkbox"/>	<input type="checkbox"/>	<input type="checkbox"/>	<input type="checkbox"/>	<input type="checkbox"/>	<input checked="" type="checkbox"/>	
55					<input type="checkbox"/>	<input checked="" type="checkbox"/>	<input type="checkbox"/>	<input type="checkbox"/>	<input type="checkbox"/>	<input type="checkbox"/>	
56											<input checked="" type="checkbox"/>
57											<input type="checkbox"/>
58											<input checked="" type="checkbox"/>
59	<input checked="" type="checkbox"/>										
60	<input type="checkbox"/>										
61	<input type="checkbox"/>										
62	<input type="checkbox"/>										
63					<input type="checkbox"/>	<input type="checkbox"/>	<input type="checkbox"/>	<input type="checkbox"/>	<input type="checkbox"/>	<input type="checkbox"/>	
64					<input type="checkbox"/>	<input type="checkbox"/>	<input type="checkbox"/>	<input type="checkbox"/>	<input type="checkbox"/>	<input type="checkbox"/>	
65											
66					<input checked="" type="checkbox"/>	<input checked="" type="checkbox"/>	<input checked="" type="checkbox"/>	<input checked="" type="checkbox"/>	<input type="checkbox"/>	<input type="checkbox"/>	
67					<input type="checkbox"/>	<input type="checkbox"/>	<input type="checkbox"/>	<input type="checkbox"/>	<input type="checkbox"/>	<input type="checkbox"/>	
68					<input type="checkbox"/>						
69					<input type="checkbox"/>	<input type="checkbox"/>	<input type="checkbox"/>	<input type="checkbox"/>	<input type="checkbox"/>	<input type="checkbox"/>	
70					<input type="checkbox"/>	<input type="checkbox"/>	<input type="checkbox"/>	<input type="checkbox"/>	<input type="checkbox"/>	<input checked="" type="checkbox"/>	
71					<input type="checkbox"/>	<input type="checkbox"/>	<input type="checkbox"/>	<input type="checkbox"/>	<input type="checkbox"/>	<input type="checkbox"/>	
72											<input checked="" type="checkbox"/>
73											<input type="checkbox"/>
74											<input type="checkbox"/>
75						<input type="checkbox"/>	<input type="checkbox"/>	<input type="checkbox"/>	<input type="checkbox"/>	<input type="checkbox"/>	
76					<input type="checkbox"/>	<input type="checkbox"/>	<input type="checkbox"/>	<input type="checkbox"/>	<input type="checkbox"/>	<input type="checkbox"/>	
77					<input type="checkbox"/>	<input type="checkbox"/>	<input type="checkbox"/>	<input type="checkbox"/>	<input type="checkbox"/>	<input type="checkbox"/>	
78						<input type="checkbox"/>	<input type="checkbox"/>	<input type="checkbox"/>	<input type="checkbox"/>	<input type="checkbox"/>	
79	<input type="checkbox"/>										
80	<input type="checkbox"/>										
81	<input type="checkbox"/>										
82											



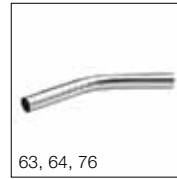
47-50, 39, 42



37



55



63, 64, 76



66-72



74



77

Vacuum cleaners

Accessories for wet and dry vacuum cleaners: adapters

The Y-adapter can be used for connecting two suction hoses to one machine. This enables two areas to be cleaned at the same time.



		Order No.	Quantity	Nominal width	Length	Width	Description
Reducer / Adapter kit							
	1	2.860-117.0	1 piece				DN 40/35, DN 35/32 (tube -> nozzle), plastic.
Adapters (tube -> nozzle)							
	2	6.902-017.0	1 piece	1.6"			From DN 40 to 35, plastic.
	3	6.902-072.0	1 piece	1.4"			From DN 35 to 32, metal.
Adapters (tube -> nozzle)							
	4	5.453-019.0	1 piece	1.6"			From DN 40 to 61, plastic.
	5	6.902-084.0	1 piece	1.4"			From DN 35 to 40, plastic.
	6	6.902-083.0	1 piece	1.3"			From DN 32 to 35, plastic.
Connecting ring							
	7	8.619-903.0	1 piece				Nut, bottom wand (for use with 8.628-666.0)
	8	8.619-906.0	1 piece				Ring, bottom wand (for use with 8.628-666.0)
Adapter C-DN (clip to cone), EL (electrically conductive)							
	9	5.407-112.0	1 piece	1.4"			C 35 hose connection for accessories DN 35, electrically conductive.
	10	5.407-109.0	1 piece	1.6"			C 40 hose connection for accessories DN 35, electrically conductive.
	11	5.407-111.0	1 piece	1.6"			C 40 hose connection for accessories DN 40, electrically conductive.
Adapter for power tools, threaded							
	12	2.639-129.0	1 piece	1.4"			Plastic, adjustable from DN 26-36.
	13	5.453-016.0	1 piece	1.4"			Plastic, adjustable from DN 26-36.
	14	5.453-026.0	1 piece	1.4"			Inside Ø 28.6 mm, outside Ø 37.3/38.8 mm.
	15	6.902-059.0	1 piece	1.4"			Inside Ø 32 mm, outside Ø 39 mm.
	16	6.902-095.0	1 piece	1.4"			Inside Ø 28 mm, outside Ø 34/38.8 mm, el.
Adapter for power tools, clip-on, el.							
	17	5.453-042.0	1 piece	1.4"			Plastic, adjustable from DN 26-36 (Tø/Eco M/H), el.
	18	5.453-048.0	1 piece	1.4"			Inside Ø 25.4 mm, outside Ø 34.6 mm/38 mm, el.
	19	5.453-050.0	1 piece	1.4"			Inside Ø 27 mm, outside Ø 36.5 mm/ 38.8 mm, el.
	20	5.453-051.0	1 piece	1.4"			Inside Ø 32 mm, outside Ø 39 mm, el.
	21	5.453-052.0	1 piece	1.4"			Inside Ø 28 mm, outside Ø 34 mm/38.8 mm, el.
Reducers							
	22	5.407-108.0	1 piece	1.6"			From C-40 hose to adapter, threaded, DN 35.
	23	5.407-113.0	1 piece	1.6"			Adapter from C-40 to C-35.
Adapters							
	24	4.453-006.0	1 piece	1.1"			For connecting 2 suction hoses, threaded at both ends, electrically conductive.
	25	6.902-077.0	1 piece	1.3"			For connecting 2 suction hoses (not ESB 28 and 34).
	26	6.900-286.0	1 piece	1.6"			For connecting 2 suction hoses, threaded at both ends.
	27	6.902-078.0	1 piece	2.4"			For connecting 2 suction hoses, threaded at both ends.
Y-adapter kit							
	28	2.637-217.0	1 piece				Distributor, plastic.

■ Included in delivery. □ Available accessories.

	BV 11/1	CV 300	CV 380	CV 71/2	NT 48/1	NT 14/1 Eco Adv	NT 35/1 Tact	NT 45/1 Tact	NT 68/1	NT 65/2 Eco	T 12/1
1					<input type="checkbox"/>	<input type="checkbox"/>	<input type="checkbox"/>	<input type="checkbox"/>	<input type="checkbox"/>	<input type="checkbox"/>	
2					<input type="checkbox"/>	<input type="checkbox"/>	<input type="checkbox"/>	<input type="checkbox"/>	<input type="checkbox"/>	<input type="checkbox"/>	
3					<input type="checkbox"/>	<input type="checkbox"/>	<input type="checkbox"/>	<input type="checkbox"/>	<input type="checkbox"/>	<input type="checkbox"/>	
4											<input type="checkbox"/>
5					<input type="checkbox"/>	<input type="checkbox"/>	<input type="checkbox"/>	<input type="checkbox"/>	<input type="checkbox"/>	<input type="checkbox"/>	
6											<input type="checkbox"/>
	<input type="checkbox"/>										
	<input type="checkbox"/>										
7					<input type="checkbox"/>	<input type="checkbox"/>	<input type="checkbox"/>	<input type="checkbox"/>	<input type="checkbox"/>	<input type="checkbox"/>	
8					<input type="checkbox"/>	<input type="checkbox"/>	<input type="checkbox"/>	<input type="checkbox"/>	<input type="checkbox"/>	<input type="checkbox"/>	
9					<input type="checkbox"/>	<input type="checkbox"/>	<input type="checkbox"/>	<input type="checkbox"/>	<input type="checkbox"/>	<input type="checkbox"/>	
10					<input type="checkbox"/>	<input type="checkbox"/>	<input type="checkbox"/>	<input type="checkbox"/>	<input type="checkbox"/>	<input type="checkbox"/>	
11					<input type="checkbox"/>	<input type="checkbox"/>	<input type="checkbox"/>	<input type="checkbox"/>	<input type="checkbox"/>	<input type="checkbox"/>	
12					<input type="checkbox"/>	<input type="checkbox"/>	<input type="checkbox"/>	<input type="checkbox"/>	<input type="checkbox"/>	<input type="checkbox"/>	
13					<input type="checkbox"/>	<input type="checkbox"/>	<input type="checkbox"/>	<input type="checkbox"/>	<input type="checkbox"/>	<input type="checkbox"/>	
14					<input type="checkbox"/>	<input type="checkbox"/>	<input type="checkbox"/>	<input type="checkbox"/>	<input type="checkbox"/>	<input type="checkbox"/>	
15					<input checked="" type="checkbox"/>	<input type="checkbox"/>	<input type="checkbox"/>	<input type="checkbox"/>	<input type="checkbox"/>	<input type="checkbox"/>	
16					<input type="checkbox"/>	<input type="checkbox"/>	<input type="checkbox"/>	<input type="checkbox"/>	<input type="checkbox"/>	<input type="checkbox"/>	
17					<input type="checkbox"/>	<input type="checkbox"/>	<input type="checkbox"/>	<input type="checkbox"/>	<input type="checkbox"/>	<input type="checkbox"/>	
18					<input type="checkbox"/>	<input type="checkbox"/>	<input type="checkbox"/>	<input type="checkbox"/>	<input type="checkbox"/>	<input type="checkbox"/>	
19					<input type="checkbox"/>	<input type="checkbox"/>	<input type="checkbox"/>	<input type="checkbox"/>	<input type="checkbox"/>	<input type="checkbox"/>	
20					<input type="checkbox"/>	<input type="checkbox"/>	<input type="checkbox"/>	<input type="checkbox"/>	<input type="checkbox"/>	<input type="checkbox"/>	
21					<input type="checkbox"/>	<input type="checkbox"/>	<input type="checkbox"/>	<input type="checkbox"/>	<input type="checkbox"/>	<input type="checkbox"/>	
22					<input type="checkbox"/>	<input type="checkbox"/>	<input type="checkbox"/>	<input type="checkbox"/>	<input type="checkbox"/>	<input type="checkbox"/>	
23					<input type="checkbox"/>	<input type="checkbox"/>	<input type="checkbox"/>	<input type="checkbox"/>	<input type="checkbox"/>	<input type="checkbox"/>	<input type="checkbox"/>
24					<input type="checkbox"/>	<input type="checkbox"/>	<input type="checkbox"/>	<input type="checkbox"/>	<input type="checkbox"/>	<input type="checkbox"/>	
25					<input type="checkbox"/>	<input type="checkbox"/>	<input type="checkbox"/>	<input type="checkbox"/>	<input type="checkbox"/>	<input type="checkbox"/>	
26					<input type="checkbox"/>	<input type="checkbox"/>	<input type="checkbox"/>	<input type="checkbox"/>	<input type="checkbox"/>	<input type="checkbox"/>	



1



2



3



4-6



7-9



10, 12-14



11



15



16



17-19



20



21



22-25

Vacuum cleaners

Accessories for wet and dry vacuum cleaners: suction hoses

	Order No.	Quantity	Nominal width	Length	Width	Description
Suction hoses (without connectors)						
	1 6.389-838.0	1 piece	1.3"	33'		Standard.
Suction hoses, complete						
	2 4.440-287.0	1 piece	1.4"	13'		Standard.
	3 4.440-299.0	1 piece	1.4"	10'		Standard.
	4 4.440-339.0	1 piece	1.4"	8'		Temperature resistant to 120 °C.
	5 4.440-264.0	1 piece	2.4"	13'		Standard.
	6 4.440-328.0	1 piece	2.4"	10'		Industrial hose, PVC/elastomer with steel spiral, smooth inside.
	7 4.440-615.0	1 piece	2.4"	33'		Industrial hose, PVC/elastomer with steel spiral, smooth inside.
	8 4.440-467.0	1 piece	2.4"	33'		Standard.
	9 4.440-303.0	1 piece	1.6"	13'		Oil-resistant.
	10 4.440-612.0	1 piece	1.6"	33'		Oil-resistant.
	11 4.440-613.0	1 piece	2.4"	13'		Oil-resistant.
	12 4.440-614.0	1 piece	2.4"	33'		Oil-resistant.
	13 4.440-616.0	1 piece	2.4"	13'		Electrically conductive.
	14 4.440-617.0	1 piece	2.4"	33'		Electrically conductive.
	15 4.440-446.0	1 piece	1.1"	12'		With adapter for power tools.
	16 4.440-461.0	1 piece	1.1"	23'		With connector for power tools, electrically conductive.
	17 4.440-462.0	1 piece	1.1"	23'		With connector for power tools, electrically conductive.
	18 4.440-339.0	1 piece	1.4"	8'		Temperature resistant to 120° C
	19 4.440-391.0	1 piece	1.6"	13'		Electrically conductive.
	20 4.440-466.0	1 piece	1.6"	13'		Electrically conductive, plastic.
	21 4.440-263.0	1 piece	1.6"	13'		Standard, plastic.
	22 4.440-463.0	1 piece	1.6"	33'		Standard, plastic.
Suction hoses, complete (clip system)						
	23 4.440-890.0	1 piece	1.3"			Dry vacuum cleaner & clip connection
	24 4.440-626.0	1 piece	1.4"	8'		With bend.
	25 4.440-653.0	1 piece	1.4"	8'		With bend, electrically conductive.
	26 4.440-654.0	1 piece	1.4"	8'		With bend and module (4.060-478.0, electro-conductive)
	27 4.440-728.0	1 piece	1.6"	13'		With bend and module (4.060-533.0, electro-conductive)
	28 4.440-774.0	1 piece	1.3"	8'		Dry vacuum cleaner and clip connection including plastic bend
	29 4.440-678.0	1 piece	1.6"	13'		With bend.
	30 4.440-679.0	1 piece	1.6"	13'		With bend and module (4.060-474.0).
	31 4.440-784.0	1 piece	1.6"	52'		Suction hose, C-DN 40, 16 m, with bayonet coupling and straight accessory adapter.
	32 4.440-627.0	1 piece	1.4"	8'		With bend and module (4.060-420.0).
	33 4.440-907.0	1 piece	1.3"	8'		With dry vacuum cleaner, clip connection and bend C-DN 32.
Suction hoses (clip system)						
	34 6.906-241.0	1 piece	1.4"	8'		With bayonet and clip connection.
	35 6.906-275.0	1 piece	1.4"	8'		With bayonet and clip connection, electrically conductive.
	36 6.906-500.0	1 piece	1.4"	13'		With bayonet and clip connection, electrically conductive.
	37 6.906-321.0	1 piece	1.6"	13'		With bayonet and clip connection.
	38 6.906-279.0	1 piece	1.6"	33'		With bayonet and clip connection.
	39 6.906-714.0	1 piece	1.6"	13'		With bayonet and clip connection, oil-resistant.
	40 6.906-546.0	1 piece	1.6"	13'		With bayonet and clip connection, electrically conductive.
	41 6.906-635.0	1 piece	1.6"	52'		With bayonet and clip connection.
	42 6.906-877.0	1 piece	1.6"	33'		With bayonet and clip connection, electrically conductive.
	43 6.906-896.0	1 piece	1.4"	8'		C-35, antistatic with clamping ring.
	44 6.906-242.0	1 piece	1.4"	33'		With bayonet and clip connection.
	45 4.440-911.0	1 piece	1.3"	8'		With dry vacuum cleaner and clip C-32 connection.
Extension hoses (clip system)						
	46 6.906-237.0	1 piece	1.3"	8'		For all C-32 and C-35 hoses.
	47 6.906-344.0	1 piece	1.6"	8'		For all C-40 hoses.
	48 6.906-277.0	1 piece	1.3"	8'		For all C-32 and C-35 hoses, electrically conductive.
Repair kits						
	49 2.639-682.0	1 piece	1.4"			Suction hose repair kit (clip system).
	50 2.639-873.0	1 piece	1.6"			Suction hose repair kit (clip system).
	51 2.862-038.0	1 piece	2.4"			Suction hose repair kit.
	52 2.639-739.0	1 piece	1.3"			Suction hose repair kit (clip system) (not ESB).

■ Included in delivery. □ Available accessories.

	BV 11/1	CV 300	CV 380	CV 71/2	NT 48/1	NT 14/1 Eco Adv	NT 35/1 Tact	NT 45/1 Tact	NT 68/1	NT 65/2 Eco	T 12/1
1											
2											
3											
4											
5											
6											
7											
8											
9											
10											
11											
12											
13											
14											
15											
16											
17											
18											
19											
20											
21											
22											
23											
24											
25											
26											
27											
28											
29											
20											
31											
32											
33											
34											
35											
36											
37											
38											
39											
40											
41											
42											
43											
44											
45											
46											
47											
48											
79											
50											
51											
52											



Vacuum cleaners

Accessories for backpack vacuum cleaners: kits



The versatile BV 11/1 has a variety of accessory kits to customize your backpack vacuum to suit your cleaning needs.

	Order No.	Nominal width	Kit Component Parts	Order No.	
Turbolator Air Turbine Tool Kit	1	9.840-611.0	-	Turbolator Air Turbine Tool Kit for BV 11/1.	8.628-332.0
				Wand for Air Turbine Kit	8.628-463.0
Overhead Cleaning Kit	2	8.604-143.0	-	Aluminum Wand, Straight	8.628-461.0
				Multi-Purpose Tool, 11"	8.604-140.0
				Dusting Brush	8.600-007.0
				Upholstery Tool, 5"	8.600-008.0
				Upholstery Tool Brush	8.628-360.0
Floor Cleaning Kit	3	8.604-142.0	-	Wide Area Carpet Nozzle	8.628-445.0
				Bristle Tool	8.628-444.0
				Wand, 2-piece, Double Curve, Steel	8.628-460.0
Standard Tool Kit	4	8.604-141.0	-	Upholstery Tool Brush	8.628-360.0
				Crevice Nozzle	8.628-451.0
				Dusting Brush	8.600-007.0
				Upholstery Tool	8.600-008.0
				Wand, 20" Extension	8.600-009.0
SpotLite Kit	5	8.604-144.0	-	SpotLite Nozzle	8.606-312.0
				SpotLite Wand	8.609-022.0
Quick Sweep Tool Kit	6	8.604-145.0	-	Quick Sweep Tool	8.603-302.0
				SpotLite Wand	8.609-022.0

■ Included in delivery. □ Available accessories.

		BV 11/1
	1	<input type="checkbox"/>
		<input type="checkbox"/>
	2	<input type="checkbox"/>
		<input type="checkbox"/>
		<input type="checkbox"/>
		<input type="checkbox"/>
		<input type="checkbox"/>
	3	<input type="checkbox"/>
		<input type="checkbox"/>
		<input type="checkbox"/>
	4	<input type="checkbox"/>
		<input type="checkbox"/>
		<input type="checkbox"/>
		<input type="checkbox"/>
		<input type="checkbox"/>
	5	<input type="checkbox"/>
		<input type="checkbox"/>
	6	<input type="checkbox"/>
		<input type="checkbox"/>

Vacuum cleaners

For the highest demands in trade and industry.

Kärcher sweepers are always state of the art. From walk-behind to industrial sweepers, they all feature impressive practical details and efficient sweeping and vacuuming technology. Ideal for indoor and outdoor use for perfect cleaning results. It is this impressive combination of clever ergonomics, ease of use thanks to Easy Operation, simple handling and optimal efficiency that make Kärcher sweepers so unique.



High performance with good looks

Attractive design on the outside, advanced technology on the inside: Kärcher sweepers are recognized by their features. Behind their pleasing design lies powerful technology, from the drive to the sweeping and filter system. In addition, each machine is individually tailored for peak performance. Efficient filter systems protect people and the environment from pollution in the form of dust and fine dust.

Kärcher sweepers offer high-quality filters with highly effective filter cleaning. The optimal coordination of sweeping system and roller brush consistently guarantees excellent cleaning results. Effective drives make cleaning easier and guide the sweepers confidently over inclines and uneven surfaces.



1 EASY Operation – Ergonomic Application SYstem

With EASY Operation, Kärcher offers a standard operating system with self-explanatory symbols to prevent incorrect operation. This increases safety and productivity and extends the life of the machine. The symbols and settings are identical on all sweepers and vacuum sweepers. Once learnt, every machine can be operated intuitively with EASY Operation. EASY Operation is standard on a large number of Kärcher machines.

2 Energy from all sources

Petrol, diesel and Lpg engines or electric drive variants are available to suit individual applications.

3 Service-friendly

Quick and easy replacement of parts reduces maintenance costs and working time.

4 Sweepers for carpet cleaning

Carpet sweeping kits enable easy maintenance cleaning of large areas of carpet without cables, increase mobility and provide excellent cleaning results with incredibly high area performance.

5 Versatility as standard

A large selection of different side brushes and main roller brushes allow easy adaptation for cleaning various surfaces.

6 Ease of use

Perfect ergonomics allow easy adaptation to the specific cleaning task with maximum comfort and ease of use.

KM 85/50 W Bp Adv



High-performance walk-behind sweeper for maximum cleanliness.

The compact and robust KM 85/50 is designed for effortless cleaning of medium-sized areas. With various accessories, e.g. second side brushes, reverse mode, etc.



1 Efficient filter system

- 22.6 f² filter area.
- Manual filter cleaning system.
- Washable polyester filter.

2 Two-wall rotating frame

- Robust and corrosion-free.

3 Traction drive

- Intuitive operation.
- With optional reverse gear.

4 Waste pick-up and emptying

- Efficient sweeping thanks to large working width.
- Also sweeps wet surfaces.
- 13 gallon container for continuous working.
- Net capacity up to 100%.
- Short disposal times.
- Easy removal thanks to rollers and recessed grips.

Technical data

KM 85/50 W Bp Adv

- Robust double wall frame
- Main roller brush can be raised
- Reverse mode, operating hour counter and floating main roller brush

Technical data

Drive	DC motor
Power	24 V / 750 W
Max. area performance	52,300 ft ² /h (4,858 m ² /h)
Working width with 1 side brush	34" (863 mm)
Waste container	13 gallon (50 l)
Climbing ability	15%
Working speed	2.76 mph (4.44 km/h)
Filter area	22.6 f ² (2.09 m ²)
Weight	390 lbs (177 kg)
Dimensions (L x W x H)	53.3" x 35.8" x 45.2" (1355 mm x 910 mm x 1155 mm)

Equipment

Polyester flat pleated filter	■
Manual filter cleaning system	■
Forward/reverse traction drive	■ / ■
Adjustable/floating main roller brush	■ / ■
Battery and charger included	-
Order No.	Base Model*
	105 a/h batteries
	100 a/h AGM batteries
	1.351-108.0
	9.840-758.0
	9.840-760.0

■ Included in delivery. * Base model does not include batteries or charger.


Accessories

Product name	Order No.	Description
Flat pleated filter	5.731-585.0	Plastic filter, water-resistant, washable, reduces maintenance costs.
Standard roller brush	6.906-509.0	Water-resistant universal bristles, extremely durable, suitable for all surfaces.
Main roller brush, soft/natural	6.906-557.0	Specially designed with natural bristles for sweeping fine dust on smooth floors indoors.
Hard main roller brush	6.906-558.0	For the removal of stubborn dirt outdoors.

KM 100/100 R Bp

Top performance in continuous use – the high-performance class.

The KM 100/100 R Bp is a comfortable ride-on machine for cleaning medium to large areas both indoors and outdoors. Maximum sweeping performance, low operating costs and very friendly service soon make the investment in this machine worthwhile.



1 Bump guard

- Protects the sweeper and obstacles within the area being cleaned.

2 Large filter area with automatic filter cleaning system

- The system cleans the filter after each shut-down of the machine – for enhanced filter performance and low dust emissions.
- Filter cleaning can also take place manually.
- Filter replacement without tools.

3 Easy to maintain

- Filter and roller brush easy to remove without tools for flexible maintenance.

4 EASY Operation concept

- Clear and logical arrangement of all controls in the handle and field of view for ease of use.
- Standard symbols for all Kärcher sweepers.

Technical data

KM 100/100 R Bp

- Automatic filter cleaning system
- Electric traction drive
- Emission-free working

Technical data

Drive	DC motor
Power	24 V / 750 W
Max. area performance	83,959 f ² /h (7,800 m ² /h)
Working width	27.55" (700 mm)
Working width with 1 side brush	39.37" (1,000 mm)
Working width with 2 side brushes	51.18" (1,300 mm)
Waste container	26.42 gallon (100 l)
Climbing ability	15%
Working speed	3.73 mph (6 km/h)
Filter area	64.58 ft ² (6 m ²)
Weight	705 lbs. / 1,190 lbs. (320 kg / 540 kg)
Dimensions (L x W x H)	78.98" x 39.57" x 52.87" (2,006 mm x 1,005 mm x 1,343 mm)

Equipment

Round polyester filter	■
Manual / automatic filter cleaning system	■
Floating main roller brush	■
Adjustable suction power	■
Battery / charger included	–
Order No.	Base Model* 9.840-890.0
	260 a/h batteries 9.840-761.0
	312 a/h AGM batteries 9.840-762.0

■ Included in delivery. * Base model does not include batteries or charger.

Accessories

Product name	Order No.	Description
Round filter	6.414-532.0	Plastic filter, water-resistant, washable, saves maintenance costs.
Standard roller brush	6.906-375.0	Water-resistant universal bristles, extremely durable, suitable for all surfaces.
Main roller brush, soft/natural	6.906-533.0	With natural bristles, ideal for sweeping fine dust on smooth surfaces both indoors and outdoors.
Hard main roller brush	6.906-532.0	For the removal of stubborn dirt outdoors.

KM 120/150 R

The high-performance class with comfort functions.

The first choice of professionals, with ergonomic use on large areas both indoors and outdoors: the robust, comfortable KM 120/150 R features a circular steel frame and container lift.



1 Main roller brush with ECO function

- Adjustable main broom - fixed or floating
- Fast main roller brush changeover without the need for tools.
- Increased main roller brush durability; reduced sweeping costs.
- After switching off the engine or roller brush, the sweeper automatically returns to a fixed position.



2 Hydraulic container lift

- Hydraulic container lift from 1.6 to 4.9 ft.
- Low dust emissions.
- Easy container cleaning.
- 39.6 gallon waste container.



3 Comfortable operation

- Access from both sides.
- Reduced access height.
- Adjustable steering wheel and seat.
- Comfortable armrest.



4 Working lights

- Also suitable for use at dusk (e.g. in winter months).
- Increased working safety.

Technical data

KM 120/150 R Lpg KM 120/150 R Lpg 2SB - NEW

KM 120/150 R Bp KM 120/150 R Bp 2SB - NEW

- | | |
|--|--|
| <input checked="" type="checkbox"/> Ergonomic operating concept | <input checked="" type="checkbox"/> Ergonomic operating concept |
| <input checked="" type="checkbox"/> Adjustable main roller brush – fixed or floating | <input checked="" type="checkbox"/> Adjustable main roller brush – fixed or floating |
| <input checked="" type="checkbox"/> Automatic cleaning system (optional) | <input checked="" type="checkbox"/> Automatic cleaning system (optional) |

Technical data

Drive	4-stroke LPG engine / Honda	DC motor
Power	GX390 11 HP**	24 V / 2.3 kW
Max. area performance	103,334 / 124,860 ft ² /hr (9,600 / 11,600 m ² /hr)	77,500 / 93,645 ft ² /hr (7,200 / 8,700 m ² /hr)
Working width (main broom)	33.5" (850 mm)	33.5" (850 mm)
Working width with 1 or 2 side brushes	47" / 57" (1,200 mm / 1,450 mm)	47" / 57" (1,200 mm / 1,450 mm)
Waste container	39.63 gallon (150 l)	39.63 gallon (150 l)
Climbing ability	18%	12%
Working speed	5 mph (8 km/h)	3.7 mph (6 km/h)
Filter area	97 ft ² (9 m ²)	97 ft ² (9 m ²)
Weight† lbs.	1,323 lbs. / 1,345 lbs. (600 kg / 610 kg)	1,058 lbs / 1,080 lbs (480 / 490)
Dimensions (L x W x H)	74.8" x 48.1" x 54.7" (1,900 mm x 1,223 mm x 1,390 mm)	74.8" x 48.1" x 54.7" (1,900 mm x 1,223 mm x 1,390 mm)

Equipment

Round polyester filter	<input checked="" type="checkbox"/>	<input checked="" type="checkbox"/>
Manual / automatic filter cleaning system	<input checked="" type="checkbox"/> / <input type="checkbox"/>	<input checked="" type="checkbox"/> / <input type="checkbox"/>
Adjustable main roller brush	<input checked="" type="checkbox"/>	<input checked="" type="checkbox"/>
Floating main roller brush	<input checked="" type="checkbox"/>	<input checked="" type="checkbox"/>
Adjustable suction power	<input checked="" type="checkbox"/>	<input checked="" type="checkbox"/>
Battery and charger included	-	<input type="checkbox"/>
Hydraulic container lift	<input checked="" type="checkbox"/>	<input checked="" type="checkbox"/>
Order No.	Base Model* 9.840-859.0 9.841-127.0	1.511-109.0 1.511-209.0
	No Batteries (includes battery connectors) 9.840-891.0	
	360 a/h Batteries 9.840-763.0 9.841-128.0	
	312 a/h AGM Batteries 9.840-764.0 9.841-129.0	

Included in delivery.
 * Base model machine does not include batteries or charger.
 † Weight without batteries installed
 ** Net horsepower per manufacturer's ratings

KM 130/300 R - coming soon

NEW



The machine for use in difficult industrial environments.

Removes fine dirt, building rubble, etc. from industrial areas, also available as battery-powered version, suitable for cleaning noise-sensitive areas indoors.



1 Efficient, durable filter

- 59.20 f² filter area.
- Automatic filter cleaning system.
- Designed for continuous use.

2 Rugged construction

- Solid steel frame.
- Rugged, water-cooled industrial engines.
- Fully hydraulic drive.
- Fully hydraulic sweeping system.

3 Excellent ease of use

- EASY Operation concept.
- Easy to get in and out.
- Service-friendly.

4 Various drives

- Electric drive.
- Diesel engines conforming to industrial standard.
- LPG engine for indoor and outdoor use.

Technical data

	KM 130/300 R Bp	KM 130/300 R D	KM 130/300 R Lpg
	<ul style="list-style-type: none"> ■ Emission-free electric drive ■ Low noise ■ Long periods of uninterrupted operation 	<ul style="list-style-type: none"> ■ Powerful diesel engine ■ High working and transport speed ■ Long periods of uninterrupted operation 	<ul style="list-style-type: none"> ■ High working and transport speed ■ Easy LPG bottle replacement ■ Suitable for indoor and outdoor use
Technical data			
Drive	DC motor	4-stroke diesel engine / Yanmar	4-stroke LPG engine
Power	36 V / 5 kW	19.3 kW	23.1 kW
Max. area performance	97,952 f ² /h (9,100 m ² /h)	139,932 f ² /h (13,000 m ² /h)	139,932 f ² /h (13,000 m ² /h)
Working width	39.37" (1,000 mm)	39.37" (1,000 mm)	39.37" (1,000 mm)
Working width with 1 side brush	51.18" (1,300 mm)	51.18" (1,300 mm)	51.18" (1,300 mm)
Waste container	79.25 gallon (300 l)	79.25 gallon (300 l)	79.25 gallon (300 l)
Climbing ability	14%	18%	18%
Working speed	4.35 mph (7 km/h)	6.21 (10 km/h)	6.21 (10 km/h)
Filter area	59.20 f ² (5.5 m ²)	59.20 f ² (5.5 m ²)	59.20 f ² (5.5 m ²)
Weight	1,764 lbs. (800 kg)	1,764 lbs. (800 kg)	1,764 lbs. (800 kg)
Dimensions (L x W x H)	80.31" x 52.36" x 56.30" (2,040 mm x 1,330 mm x 1,430 mm)	80.31" x 52.36" x 56.30" (2,040 mm x 1,330 mm x 1,430 mm)	80.31" x 52.36" x 56.30" (2,040 mm x 1,330 mm x 1,430 mm)
Equipment			
Polyester flat pleated filter	■	■	■
Manual / automatic filter cleaning system	■	■	■
Adjustable main roller brush	■	■	■
Power steering	■	■	■
Hydraulic container lift	■	■	■
Order No.	Please Call Customer Service	Please Call Customer Service	Please Call Customer Service

■ Included in delivery.

BD 80/120 W Bp



Our most powerful scrubber-drier.

The largest and most efficient machine in its range. Handles all cleaning jobs quickly, efficiently and with amazing manoeuvrability. Also ideal for industrial use, thanks to its rugged construction.



1 Significantly restricted line guidance of the casing

- For quick cleaning speeds.
- Allows a clear view of the area to be cleaned.

2 Easy access to brushes, batteries and recovery water tank

- Quick maintenance with no tools required.
- The recovery water tank can be easily cleaned.
- Optimum access to the batteries, motors or other components.

Technical data

BD 80/120 W Bp

- Includes curved vacuum bar
- Clearly arranged and flexible
- Rugged industrial machines

Technical data

Brush working width	32" (813 mm)
Working width, vacuum	40" (1,016 mm)
Fresh/recovered water tank	23 gallon / 25 gallon (87 / 95 l)
Practical working capacity	28,800 f ² /h (2,675 m ² /h)
Pad rotation speed	200 rpm
Brush contact pressure	0 - 150 psi
Battery	36 V
Weight	375 lbs (170 kg)
Dimensions (L x W x H)	62" x 24" x 45" (1800 mm x 710 mm x 1170 mm)

Equipment

Roller brush	-
Disc brush	■
Traction drive	■
Battery and charger included	-
2-tank system	■
Straight vacuum bar	-
Curved vacuum bar	■
Order No.	1.005-290.0*

■ Included in delivery. * Base model machine does not include batteries or charger.

B 140 R Bp



Save time the easy way.

With Kärcher ride-on scrubber driers, work is completed quickly and easily. The machines feature a narrow build and are extremely manoeuvrable, effortlessly moving through narrow doors or passageways.



1 Compact dimensions and 90° turning radius

- For better mobility and easy maneuvering.
- 36" wide. Suitable for narrow passageways.
- 90° turning radius in connection with a short wheelbase allows very tight maneuvers.

2 Comfortable access to batteries and other components

- For quick and easy maintenance.
- The low-maintenance batteries are equipped with a central filling system. This saves time, as each individual cell does not need to be filled.

3 EASY switch

- Simple operation. The basic functions are controlled with the EASY switch.
- The display is used to retrieve all key information and program all settings.

4 Powerful 600 W traction drive with speeds of up to 3.75 mph

- Can handle up to 15% incline at full load, even over long distances.
- Includes magnetic brakes for safe driving.
- Oil resistant, cleaning proof and non-slip tires ensure a strong grip. The spherical shape also improves traction.

Technical data

B 140 R Bp

- Productive working width of up to 36"
- 3 brush speeds
- up to 4.5 hours of continuous battery operation
- Large 37 gallon solution and recovery tank capacity

Technical data

Brush working width	36" (914 mm)
Working width, vacuum ¹⁾	38" (965 mm)
Fresh/recovered water tank	37 gallon / 37 gallon (140 L / 140 L)
Max. area performance	38,750 ft ² / h (3,599 m ² / h)
Brush rotation speed	500-1100 rpm
Brush contact pressure	251 lbs (113 kg)
Battery	24 V
Traction motor	600 W
Weight	1212 lbs (549.8 kg)
Dimensions (L x W x H)	61" x 37" x 52.7" (1550 mm x 870 mm x 1500 mm)

Equipment

Bump guard	■
Back rest	■
Automatic water stop	■
Battery and charger included	-
FACT	■
Order No.	1.246-007.0*

■ Included in delivery. * Base model machine does not include batteries or charger.

Brush heads R 75 / R 90

- 2 counter-rotating roller brushes
- Scrubs and sweeps in one pass
- High power scrubbing performance

Brush heads D 75

- 2 disc brushes
- With integrated splash guard
- Simple brush release

Technical data

	Brush heads R 75 / R 90	Brush heads D 75
Working width	30" / 36" (762 mm / 914 mm)	30" / 36" (762 mm / 914 mm)
Speed	600-1300 rpm	180 rpm
Motor rating	2 x 600 W / 2 x 750 W	2 x 600 W
Weight	66 lbs / 81.5 lbs (29.9 kg / 36.6 kg)	77 lbs / (34.9 kg)
Contact pressure	3-4 lbs/in ² / 2-4 lbs/in ² (200-315 g/cm ² / 175-275 g/cm ²)	.3-.5 lbs/in ² (20-35 g/cm ²)
Sweeping volume	1.8 gallon / 2.3 gallon	-
Dimensions (L x W x H)	31.8" x 20" x 11.8" / 35.8" x 20" x 11.8" (810 mm x 520 mm x 280 mm / 910 mm x 520 mm x 280 mm)	31.8" x 19.2" x 11.8" (810 mm x 490 mm x 280 mm)

Equipment

Roller brushes	■	-
Disc brushes	-	■
Splash guard	■	■
Sweeping function	■	-
Simple brush replacement	■	■
Order No.	2.763-006.0/-007.0	2.763-005.0

■ Included in delivery. ¹⁾Please order vacuum bar separately

Accessories

Product name	Order No.	Description
Spray suction set	2.640-186.0	Simplifies cleaning areas inaccessible to machines.
Beacon lamp attachment kit	2.641-350.0	Increases the safety of the working environment.
Cleaning agent dosing system DS 3	2.641-811.0	Can be directly connected to the main water supply; the fresh water tank is filled with the mixture of water and cleaning agent. Also in connection with the ABS filling system.
Front tires, traction	6.435-810.0	With V profile and tire compound with especially good traction properties. Oil-proof.

BR 100/250 R Bp



Shown fully-equipped

Our top of the range in high-powered cleaning.

The BR scrubber driers with their rugged steel pipe frame can handle the toughest of conditions. A powerful battery and large water tank guarantee long periods of uninterrupted use.



1 Very small turning radius

- 7.25' turning radius.
- Its short wheelbase makes this a very maneuverable machine.
- It allows a surface coverage even in tight areas.

Technical data

BR 100/250 R Bp

- Roller technology with integrated sweeping mechanism
- Robust steel frame
- 3 roller brush speeds

Technical data

Brush working width	40" (1,016 mm)
Working width, vacuum ¹⁾	45.6" (1,158 mm)
Fresh/recovered water tank	66 gallon / 66 gallon (249 L / 249 L)
Max. area performance	65,000 ft ² / hr (6,039 m ² / hr)
Pad rotation speed	600–1200 rpm
Brush contact pressure	300 lbs (136 kg)
Battery capacity	36 V
Waste container	5.2 gallon (19.7 L)
Weight w/ batteries	2,756 lbs (1,250 kg)
Dimensions (L x W x H)	75" x 43" x 61" (1900 mm x 1060 mm x 1550 mm)

Equipment

Roller brush / disc brush	■
Battery and charger included	–
Integrated sweeping attachment	■
Deluxe seat	■
Vacuum sweeping unit (incl. side brushes)	–
Order No.	9.840-783.0*

■ Included in delivery. □ Accessories available. ¹⁾Please order vacuum bar separately. * Base model machine does not include batteries or charger.

BR 120/250 R Bp

Cover more floor in less time.

Cover up 20% more surface coverage thanks to the additional 8" of working width of the BR 120/250 R.



- 2 The BR 120/250 has an extra large working width**
- The brush head projection is easier to guide along an edge.
 - A strong bumper protects the brush head, even under extreme conditions.

Technical data

BR 120/250 R Bp

- Roller technology with integrated sweeping mechanism
- Robust steel frame
- Wider working width for large surface coverage

Technical data

Brush working width	48" (1,219 mm)
Working width, vacuum ¹⁾	45.6" (1,158 mm)
Fresh/recovered water tank	66 gallon / 66 gallon (249 L / 249 L)
Max. area performance	78,000 ft ² / hr (7,246 m ² / hr)
Pad rotation speed	600–1200 rpm
Brush contact pressure	300 lbs (136 kg)
Battery capacity	36 V
Waste container	6.3 gallon (23.8 L)
Weight w/ batteries	2,800 lbs (1,270 kg)
Dimensions (L x W x H)	75" x 50" x 61" (1900 mm x 1260 mm x 1550 mm)

Equipment

Roller brush / disc brush	■
Battery and charger included	–
Integrated sweeping attachment	■
Deluxe seat	■
Vacuum sweeping unit (incl. side brushes)	–

Order No. 9.840-784.0*

■ Included in delivery. □ Accessories available. ¹⁾Please order vacuum bar separately. * Base model machine does not include batteries or charger.

Industrial Ride-on scrubbers



A series of horizontal lines for writing, consisting of 25 evenly spaced lines that fill the majority of the page below the yellow line.



A series of horizontal lines for writing, consisting of 25 evenly spaced lines that fill the majority of the page below the yellow line.



makes a difference

Please contact us for more information:

North America

Kärcher North America
4275 NW Pacific Rim Blvd
Camas, WA 98607
U.S.A.

Phone 888-805-9852
Fax 800-248-8409
www.karchercommercial.com